

# FLY LINES



OCTOBER 2019

## The October Meeting – with Chris Wisniewski, from Tasmania's IFS

Chris Wisniewski is guest speaker at our October meeting. Chris works with the Tasmanian Inland Fisheries Service and plans to give an overview of the 2019/20 Tasmanian trout fishing season, along with some important fisheries management strategies. Chris's presentation will include information on fisheries performance assessments, winter trout transfers and stocking, the Carp Management Program and the future of Lake Sorell, an update on anglers access to rivers, information new infrastructure including a number of boat ramps, and details of the World Fly Fishing Championship being held in Tasmania in December.

Chris is also keen to tell us what the new season in Tasmania offers - which places will be worth a visit, lakes that are likely to fish well, and what rivers we should keep on our lists.

For the those who fish Tasmania and who are planning a trip there sometime in the next few months this will be a very useful and informative talk. One not to be missed.

The date and time – Thursday, October 17, 8:00 pm at the Kelvin Club.

Thursday, October 17,  
8:00 pm,  
at the Kelvin Club



We would encourage all members to join us for a meal beforehand, but **PLEASE** make a booking for dinner by 5:00 pm on Wednesday, October 16, by phoning 0498 254 497 and leaving a message.

# THE VICTORIAN FLY FISHERS' ASSOCIATION INC.

**VOL. 68 NO.1 – October 2019** Organisation No. A0024750J

P.O. Box 18423 Melbourne Bourke Street, Melbourne 3001

**info@vffa.org.au www.vffa.org.au**

---

## **President**

Chris Gray

Email: [president@vffa.org.au](mailto:president@vffa.org.au)

Phone: 0408 256 525

## **Honorary Treasurer**

Tony Mitchem

Email: [treasurer@vffa.org.au](mailto:treasurer@vffa.org.au)

Phone: 0407 309 797

## **Honorary Secretary**

Kevin Finn

Email: [secretary@vffa.org.au](mailto:secretary@vffa.org.au)

Phone: 0401 695 414

## **Honorary Editor**

Lyndon Webb

Email: [editor@vffa.org.au](mailto:editor@vffa.org.au)

Phone: 0488 555 724

## **VFFA Website Administrator**

Kevin Finn

Email: [webadmin@vffa.org.au](mailto:webadmin@vffa.org.au)

Phone: 0401 695 414

## **Honorary Librarian**

John Pilkington

Email: [library@vffa.org.au](mailto:library@vffa.org.au)

Phone: 0407 356 676

## **Other Council members:**

Councillors:	Bill Fary	(0408 037 540)
	David Hooke	(0411 683 684)
	Hamish Hughes	(0418 108 686)
	Dermot O'Brien	(0412 330 265)
	Terry Rogers	(0438 553 326)
	Mike Jarvis (Immediate Past President)	(0418 265 390)

---

All material copyright © all rights reserved. No part of the contents of this publication may be reproduced without prior written consent of the publisher. Published monthly by The Victorian Fly Fishers' Association Inc., PO Box 18423 Melbourne Bourke Street, Melbourne, Victoria 3001.

---

# VFFA Proudly Offers Columbia



&



The VFFA is proud to offer its Members a range of Columbia Clothing designed for Outdoors & Fishing for maximum comfort



A FREE VFFA Cap with each order,  
valued at \$15 Offer effective until 31/12/2019



All Columbia Products are on display at VFFA General meetings for size checking, refer to the rear of this brochure for ordering.

Payment can be by credit card or Paypal on the VFFA web site, or direct deposit and cash at meetings.

This is the order form for ordering Columbia products. Members can order by emailing to this address – [merchandise@vffa.org.au](mailto:merchandise@vffa.org.au), giving their preferred size and colour, and indicating their method of payment. The order form can also be downloaded from the VFFA website.



## VFFA Member Ordering Form



Order Name: .....e.g.Smith

Date.....

### Contact Details

Name: .....

Address:.....

Phone: .....

Email: .....

Payment Method:.....

Delivery: Pick Up at Meeting Free Or Post \$15.....

### Order Details



Shirts Khaki & Blue	Quantity	Price Ea.	Total	Post \$15 up to 5 Items	Grand Total with Post
Shirts - Long Sleeve - PFG - Button Collar - Khaki - S		\$85			
Shirts - Long Sleeve - PFG - Button Collar - Khaki - M		\$85			
Shirts - Long Sleeve - PFG - Button Collar - Khaki - L		\$85			
Shirts - Long Sleeve - PFG - Button Collar - Khaki - 1L		\$85			
Shirts - Long Sleeve - PFG - Button Collar - Khaki - 1XL		\$85			
Shirts - Long Sleeve - PFG - Button Collar - Blue - S		\$85			
Shirts - Long Sleeve - PFG - Button Collar - Blue - M		\$85			
Shirts - Long Sleeve - PFG - Button Collar - Blue - L		\$85			
Shirts - Long Sleeve - PFG - Button Collar - Blue - XL		\$85			
Shirts - Long Sleeve - PFG - Button Collar - Blue - XXL		\$85			
<b>Totals</b>		-			

Shirts Khaki & Blue	Quantity	Price Ea.	Total	Post \$15 up to 5 Items	Grand Total with Post
Fast Trek II Full Zip Fleece - Black - M		\$90			
Fast Trek II Full Zip Fleece - Black - L		\$90			
Fast Trek II Full Zip Fleece - Black - XL		\$90			
Silver Ridge Cargo Pant -fossil-Khaki - 34		\$105			
Silver Ridge Cargo Pant -fossil-Khaki - 36		\$105			
Silver Ridge Cargo Pant -fossil-Khaki - 38		\$105			
Col Silver Ridge Cargo Short - fossil - Khaki - 36		\$90			
Col Silver Ridge Cargo Short - fossil - Khaki - 38		\$90			
Col Silver Ridge Cargo Short - fossil - Khaki - 40		\$90			
Glennaker Lake Rain Jacket -black/grill - M		\$90			
Glennaker Lake Rain Jacket -black/grill - L		\$90			
Glennaker Lake Rain Jacket -black/grill - XL		\$90			
Bora Bora Booney II -Unisex-fossil - Khaki - Adj. al size		\$38			
Cap with VFFA logo - Adj Size		\$15			

<b>Total Order</b>		-			
--------------------	--	---	--	--	--

<b>Grand Total Order</b>		-			
--------------------------	--	---	--	--	--

All orders will include a FREE VFFA Cap per order

VFFA Contact: [merchandise@vffa.org.au](mailto:merchandise@vffa.org.au)

Post: VFFA , BOX 18423 Melbourne Bourke Street, Melbourne VIC3001

Note: Payment required before goods released

Account number 960547289 , BSB 182 512 , Bank, Macquarie

Payment Method X	
Bank Deposit	Credit Card

Online Payment vffa web site	
<a href="https://www.vffa.org.au/payments/">https://www.vffa.org.au/payments/</a>	

## Index

VFFA Office Holders.....	2	Upcoming Events.....	17
Columbia Clothing.....	3	The Last Cast.....	19
New Member .....	3	Rare Books.....	20
NOE – VFFA February 2020 Tasmania....	6	Snobs Creek Visit.....	21
NOE – Millbrook, November 20, 2019 ....	7	Victor H. Wastell Trophy .....	22
President’s AGM Report .....	8	Confounded Dragonfly Feeders .....	24
Thank You To Sponsors .....	11	Work Of Terry George Acknowledged.	25
Editor’s Desk – Lyndon Webb.....	12	A Boggy Day In Fergus Town .....	26
The September AGM.....	14	Fly Of The Month.....	28
Vale John Haythorne.....	15	VFFA Meetings & Activities .....	32
November Meeting With Cameron McGregor .....	16		

---

## A New Member

Last month we welcomed three new members to the Association. Brad Wilson, Todd Allen and William Davidson all joined our ranks. Will has very kindly provided us with photos of Todd and himself.

William also gifted a VFFA membership to his father Peter on Peter’s birthday, so this month we have the great pleasure of welcoming Peter Davidson to the VFFA. We trust that his membership brings many years of pleasure, great fishing and wonderful memories.



*Todd Allen*



*Will Davidson*

# Notice of Event for VFFA February 2020 Tasmanian

**The Event.** A week with fellow VFFA members at Hayes on Brumbys Fly Fishing Lodge, Cressy, with the objectives of fishing in groups of two or more during the day and sharing tales of the day's adventures over dinner. 15 positions are available. On Thursday, February 20, fellow VFFA members and friends living in or visiting Tasmania will be invited to join us all for drinks and dinner from 6:30 PM. Dress will be smart casual.

**Dates:** Arrive Saturday, February 15 AM, and depart Sunday, February 23 PM.

**Address:** Hayes on Brumbys, 1696 Cressy Road, Cressy, Tasmania 7302.

**Travel:** You are responsible for making your own travel arrangements to and from Tasmania. You are also responsible for arranging a car for the week. 4WD vehicles are not required. The lodge is about 20 minutes from Launceston and 2 hours from the Devonport Ferry Terminal.

If you're planning to travel by Spirit of Tasmania, book early to ensure you get a car space and cabin.

**Cost:** \$900 for twin-shared accommodation, linen including towel and face washer, breakfast and dinner. \$450 deposit is to be paid by December 15, 2019, and the remaining \$450 by January 15, 2020.

Direct debit to: VFFA bank account BSB 182 512, account number 9605 47289. Include your name and "TAS2020". Or post a cheque to Tony Mitchem, VFFA Honorary Treasurer, C/- William Buck, Level 20, 181 William Street, Melbourne 3000.

**Fishing locations:** Mainly in the North and Midlands for streams and the Central Plateau for lakes. Select from a wide range of streams from small creeks to large rivers, local weirs, and small to very large lakes. Some are in remote locations for which you must be properly prepared. Some locations can be physically challenging.

**Fishing license:** A current Tasmania license is required. Well before departure to Tasmania you may purchase one via the Internet on <https://www.ifs.tas.gov.au/the-rules/angling-licence>

**Mobile phone:** Coverage is patchy. Good in most townships and on major highways, but poor or non-existent in many angling areas.

**Strongly recommended personal equipment:** Waders/wading boots, gaiters for wet waders, brimmed hat, sunglasses, sunscreen, wet weather gear, warm clothes, insect repellent, wading staff, Personal Locator Beacon (PLB), torch at dusk onwards, mobile phone in waterproof container, handheld UHF radio.

**Essential equipment if intending to fish out of direct sight of other participants:** UHF radio.

**Essential equipment for Remote Locations:** Compression bandage, UHF handheld radio, water, prescribed medicines for those with a medical condition which could re-occur, mobile phone if coverage available.

**Weather:** Varies from very hot to very cold, can be windy and wet. Latest forecast will be at the lodge every morning.

**Guiding:** All Peter Hayes guides are fully qualified and members of their professional body. Drift boats on Brumby's, the Macquarie and other rivers are a speciality. Depending on weather, opportunities exist to be guided on one of the many highland lakes including "shark fishing" on the Great Lake. And those who love wading rivers and creeks will be well looked after.

Guiding by a Peter Hayes guide on a river, weir or lake is \$500 cash per person per day, based on twin share. Peter has kindly heavily discounted the rate for VFFA members so payment must be in cash. Please confirm to [president@vffa.org.au](mailto:president@vffa.org.au) if you would like to book a guiding day. Do not book with Peter.

**Event Registration Form (ERF):** Register by sending the Event Co-ordinator a completed and signed copy of the ERF by email as an attachment or a hard copy via the post. "First in best dressed". Obtain your ERF from the VFFA website [www.vffa.org.au](http://www.vffa.org.au) or pick one up at a General Meeting.

**Event Co-ordinator:** Christopher Gray, mobile 0408 256 525;

email: [president@vffa.org.au](mailto:president@vffa.org.au) . Postal address: PO Box 121, Blackburn, Victoria, 3130.

Date of this Note of Event: October 1, 2019

---

## Notice of Event – Millbrook, November 20, 2019

**The Event:** One-day visit to Millbrook Lakes private fishery.

**Event date:** November 20.

**Travel:** You are responsible for making your own arrangements to and from the fishery.

**Cost/s:** Email Terry Rogers for the latest pricing ([terryrogers@bigpond.com](mailto:terryrogers@bigpond.com).)

**Event location & address:** Millbrook Lakes near Gordon.

**Description of fishing:** We will have access to 4 of the 14 privately stocked lakes. At this time of the year, with warming temperatures and bugs about, the fishing promises to be brilliant. Mark Weigall, the owner/manager, will again provide a guide to help us with fly selection, best tactics, and likely locations of fish.

**Mobile phone coverage:** excellent.

**How physically challenging:** Comfortable fishing in all areas.

**Fishing license required:** No.

**Event Registration:** To be completed and returned to Terry by Wednesday November 13, 2019. Obtain ERF from [www.vffa.org.au](http://www.vffa.org.au) or pick up one at a General Meeting.

**Event Co-coordinator :** Terry Rogers – contact by email – [terryrogers@bigpond.com](mailto:terryrogers@bigpond.com)

Date of this Notice of Event: October 3, 2019

---

## President's Report to the Annual General Meeting...



In sitting down to draft the President's Report for our AGM I reflected on how I was introduced to the VFFA as a member. It was at an annual dinner when we met at the Celtic Club. David Grisold invited me to attend as his guest, and when I arrived I found a membership form already completed with my details. All it required was my signature and payment. Since then, I have met many wonderful people and managed to fish with a few as well. Within a few short years I've become president, and am proud of our achievements within the past year.

The council continued with the involvement of our dedicated team: Mike Jarvis – Immediate Past President, Tony Mitchem – Honorary Treasurer, Kevin Finn – Secretary, Dermot O'Brien – Government Liaison, Lyndon Webb – Editor of our Newsletter, Bill Fary – Guest Speakers, Hamish Hughes – Guest Speakers and Technical, Terry Rogers – Dinners and Backstop, and John Pilkington – Librarian and Advisor.

We started the council year with Marianne Wallace as a member, but unfortunately Marianne was forced to retire early this year because of health and work challenges. Marianne was our first female

council member and she brought some great ideas to the council, including key references in our membership revue.

Our membership has continued to grow in numbers. It's wonderful to see some younger members joining the ranks, and I encourage you all to welcome our new members and cast a fly with them sometime. Sadly, some highly valued members died during the year. All were keen fly fishers and enjoyed the camaraderie within our ranks. They also contributed to the VFFA with their knowledge and wisdom and were entertaining and engaging company on many occasions.

We have a number of members who assisted in various ways throughout the year, these including Peter Boag, David Grisold, Hugh Maltby, Gordon Baker, Andrew Mossman, Hubert Reichelt, Terry George via his ATF work, Joe Haslauer, Duncan Johnston and David Wakefield. Equally, we have been well supported by the members of other clubs and associations who have hosted us for various events throughout the year.

Our events calendar continues to be well supported. This year we held the regular events and brought back the casting days on a monthly basis. Here are the highlights:

- Big River weekend – thanks Pilks for again providing your generous hospitality and accommodation.
- Tasmania – February trip. This was my first trip to Tasmania with the VFFA staying at Hayes on Brumby's. With the assistance of Choco, I had the pleasure of meeting some of our members and VFFA supporters, these including

Ron Dennis, Ray Brown, Andrew Braithwaite, Jules and Mike Stevens, Mark Youngman, Ian and Rosemary Dickinson, Peter Hayes and Michael Youl. I also had the pleasure of a chat with Don Urquhart, who sadly passed away in April this year.

- Latrobe Valley Dam Day, a great day out with the Latrobe Valley Fly Fishers.
- The Donger weekend this year with the Bairnsdale Fly Fishers on the Mitta Mitta River was ruined by some appalling weather; thus the fishing didn't happen. We had some very dedicated members travel to see rain.
- The Bruce Whitehead Trophy on the Western Lakes.
- The Warrnambool Fly Fishers dinner was again a well-supported dinner. For a club with a limited number of members, they put together a cracking good night.
- The Millbrook Lakes day was well supported and a new opportunity for our members to enjoy a great day out. There are four days allocated for the year.
- The casting days have returned to the Red Tag pool in Fairfield, where a keen group attended each month for coffee, sausages and some healthy banter.
- Snobs Creek hatchery was opened to VFFA members and their families for an exclusive tour which was well attended.
- Bill Fary and Hamish Hughes have managed to provide us with a wonderful and diverse group of

people to entertain and inform us at our general meetings.

- Kristina and Adam Royter gave us a superb account of fly fishing New Zealand's gin clear water.
- Simon Gawesworth and Marc Bale told us about Sage products and RIO fly lines, this being followed by a fabulous casting clinic with Simon.
- John Philbrick gave a brilliant and highly entertaining talk on fishing the Goulburn, polaroiding Tasmanian lakes and his famous nymph.
- Liar's night in fact provided some great stories, and all of them true. James Carter, in particular, spoke of his times with close New Zealand friend Westy.
- Richard Kos told us about his life of fly fishing.
- Geoff Hall presented the challenges facing the Snob's Creek valley because of the logging by Vic Forests.
- Taylor Hunt had us all invested in the management of trout in our rivers, streams and lakes by the Victorian Fisheries Authority.
- Rene Vaz provided a great insight into rod design and the latest gear available through Manic Tackle.
- Tamie Fraser AO shared her wonderful fly fishing story at our Annual Dinner in August.
- Our Association's work continues to strengthen our relationship with both the Australian Trout Foundation and Victorian Fisheries Authority.

- We have supported the ATF with volunteers to improve fishery via Scotty Jordan incubators – loading and placing them in rivers, the ATF conference in conjunction with the three Catchment Management Authorities for Gippsland, the Wild Trout Fishery workshop planning for October 2020, habitat restoration days in both Gippsland and North East Victoria, and strategic planning to promote ATF's mission to improve our fishery.
- Our members have also been involved with the VFA via the Trout Conferences in 2018 and 2019, the Trout Reference Group, Statewide Round Table for Recreational fishing, and the Recreational Fishing Licence review.


Throughout the year, we have again been well supported by a generous group of wholesalers, retailers and individuals. These include AFN Fishing & Outdoors, Armadale Angling, Aussie Angler, Australian Trout Foundation, Compleat Angler – CBD, Essential Flyfisher (Launceston), The Flyfisher Melbourne,

Fly Finz Fishing Tackle & Books, FlyLife, Hook Up Bait & Tackle, Hurley's Fly Fishing, J.M. Gillies, Mayfly Tackle, Millbrook Lakes and the Victorian Fisheries Authority.

As well, our members have continued to support us with their generous time and donations towards events and goods. With the energy and momentum within council, the year ahead looks busy with the activities and events continuing along with a review of our membership offerings. I would warmly welcome our new councillor – Dr David Hooke. David will be a great addition to council, and I look forward to working with him.

We have had some members come forward to assist in the membership review. They too will provide a very helpful perspective on the VFFA's membership offerings and ideas on opportunities to consider for the future.

I believe the VFFA is in good hands with a great team and I thank you all for your continued support.

*Tom Sutcliffe Art – Brown taking a mayfly*

# A Huge and Very Sincere Thank-you to our Sponsors

Another significant reason why our August Annual Dinner was such a success was the generosity of a number of our sponsors – friends of the VFFA who donated the magnificent collection of prizes for the Annual Dinner raffle. The raffle is always a very popular feature of our annual dinners and the money raised is invaluable in funding the Association, and particularly the cost of producing our monthly issue of *Fly Lines*.

The list of generous businesses and individuals who donated prizes includes these:


- |                             |                                 |                      |
|-----------------------------|---------------------------------|----------------------|
| AFN Fishing & Outdoors      | Armadale Angling                | Aussie Angler        |
| Australian Trout Foundation | Compleat Angler (CBD)           | Essential Flyfisher  |
| The Flyfisher Melbourne     | Fly Finz Fishing Tackle & Books | Hurley's Fly Fishing |
| FlyLife                     | Hook Up Bait & Tackle           | Millbrook Lakes      |
| J.M. Gillies                | Mayfly Tackle                   |                      |

And finally - Victorian Fisheries Authority

Flies and books were also donated by Andrew Mossman, Hubert Reichelt, Ray Brown, Wes Betts and Lyndon Webb.



# From the EDITOR'S DESK



*"Some of the best fishing is done not in water but in print."* (Sparse Grey Hackle)

*"When the lawyer is swallowed up with business and the statesman is preventing or contriving plots, then we sit on cowslip banks, hear the birds sing, and possess ourselves in as much quietness as these silent silver streams..."* (Isaac Walton: *The Compleat Angler*, 1653)

*"In 1918 I realised that the growing use of the automobile, with its easy transportation, would soon spoil all public trout fishing."* (Edward Hewitt: *A Trout and Salmon Fisherman for Seventy-five Years*, 1948)

I think many of us would agree with Alfred Miller, an American fly fisher who wrote countless articles and several books under the quaint pseudonym *Sparse Grey Hackle*. Fly fishing books are many things – sources of information, invaluable references, collections of wonderful stories that fire our imaginations on cold winters' nights, ... some even become old friends and constant companions.

I must commence my contribution this month by thanking Ed Herbst. Ed lives in South Africa, and is well-known and highly regarded in the fly fishing fraternity there. He is also a good friend of the VFFA. As well as some great contributions to *Fly Line* issues over the years he has also donated two fabulous books to our VFFA library.

The most recent of these was the latest book by Tom Sutcliffe, *Yet More Sweet Days*, referred to in last month's issue.

But a couple of year ago Ed donated a copy of a book he had co-authored – *South African Fishing Flies – an Anthology of Milestone Patterns*, by Ed Herbst and Peter Brigg. This is a superb book. It obviously lists and describes a number of flies created and tied by South African fly fishers, and these of course are of interest to anglers and fly tiers anywhere. But a particularly attractive feature of the book are the magnificent photos.

Naturally there are lots of excellent photos of the flies described, but mingled with these is a collection of stunning photos of South African fishing scenes – gorgeous rivers and lakes. The book is well worth borrowing for the South African scenery alone. Many thanks Ed for two wonderful contributions to our library.

And talking of books, our good friend Philip Bailey is selling off part of his collection of rare and expensive fly fishing books. We've generally resisted advertising items for sale in our newsletter but are making an exception in this case. I know there a number of our members who are serious collectors of quality books of historical value who might well have an interest in the two tomes Philip is selling. Details are given later in this issue.

A few months ago I came across some articles on leader materials. The three options available these days, as we all know, are monofilament, fluorocarbon and copolymer. How do they compare? Monofilament is the one we are all most familiar with. It is usually the cheapest

to buy, the easiest to tie knots in, and according to some experts, more than adequate for most fly fishing situations. However, it deteriorates in sunlight, so the common advice (from retailers?) is to replace spools of monofilament leader material, particularly the thinner stuff, every year.

We've also heard the virtues of fluorocarbon. It doesn't deteriorate with age, is usually stronger for the same diameter as monofilament, is more abrasion resistant, sinks faster than monofilament (so is better for getting nymphs down quickly), and of course - the frequently mooted quality - has a refractive index closer to that of water, so when it is underwater it is much harder for fish to see (not quite invisible, but getting close). However it is stiffer than monofilament, so perhaps nymphs and small wets might move around more freely and naturally in the current when connected to monofilament tippets in water that is not crystal clear. Decisions, decisions.

Fluorocarbon is really expensive too. Mind you, Aldi stores had huge spools of fluorocarbon line on sale recently for about \$9 per spool. A bargain, though the diameter was a bit too thick for most tippets.

So, should we use fluorocarbon for nymphs and wet flies, and monofilament for dries? Well, what about copolymer? It's supposed to be stronger than monofilament of the same diameter and is far slower to deteriorate with time. However, you need to be careful - it can kink horribly with little encouragement and the kinks are hard to remove. One English writer suggests that he uses copolymer on his dry flies because it is thinner than monofilament for the same breaking strain and more supple, so even delicate flies appear more natural when

presented using copolymer tippets. However if you're casting big flies in windy conditions then stay with monofilament.

One issue that gets mentioned is the suggestion of using fluorocarbon tippets for dry flies, particularly when fishing stillwaters. The argument is that the fluorocarbon tippet will sink a bit below the surface, and hence the dry fly won't then appear to be so obviously connected to a hawser lying along the surface. Tippets tied to the front of a fly must look very unnatural to a trout, particularly when you're fishing flat water. But does it bother them? And a few writers have suggested the converse - that if a trout comes up from underneath a floating dry fly it will see a sunken tippet in two ways. It will see the actual tippet tied to the fly, and will also see a reflection of this tippet in the water surface. So, it will see two visible connections. I would be very interested in the thoughts and findings on this issue by some of our expert lake fishers.

Can I have one grizzle? Those anglers who fish in world championships so often praise the virtues of really fine tippet material, e.g. 6X and 7X. Have you tried tying knots in some 0.10 mm diameter line on a cold evening when the wind is blowing? A recipe for total frustration, I promise.

Very best wishes for a productive new season on our rivers. Don't forget to renew your licence.

*Lyndon*

## The September AGM

The September meeting was our annual AGM.

Following the official welcome and apologies the minutes of the previous AGM were confirmed, and then President Chris Gray gave his report on the activities of the VFFA over the past 12 months, this being the first year of Chris's presidency. His annual report is included in this newsletter.

Treasurer Tony Mitchem then gave a report on the finances of the Association over the past 12 months.

Office bearers and councillors for the next 12 months were then elected. There were no changes among the major office bearers and it is very pleasing to report that long-standing member David Hooke has joined the Council.



*President Chris Gray gave an excellent report on the Association's past 12 months*



*This year's AGM drew a number of interested and supportive members*



*Our senior office holders – Treasurer Tony Mitchem, Secretary Kevin Finn, and President Chris Gray*

## Vale John Haythorne:

... a tribute by his friend Robert Roles.

**M**y friend and long-time brother of the angle recently passed away in a Bendigo care home following an awful illness. He was 71 years old.

I met John when he first came to the VFFA is a 16 year old in 1963. Jim Allen and I were at a VFFA meeting in the Amateur Sportsman's Club when John was introduced to us by the then secretary Tom Riley. Tom asked Jim and I to look after John on his first night.

Jim's response was to invite John fishing: "Rolesy and I are going to the Goulburn on Saturday for the weekend. Would you like to join us?" This was the beginning of many fishing trips together. Especially memorable were our visits to the Monaro streams.

John was a wonderful person to fish with, always willing to share the water. We camped at Bobundara Creek during the halcyon fishing days, where we camp-cooked beautiful food and opened good bottles of wine.

John was attracted to Tasmania where he had a share in a house at Miena on the Great Lake.

I will always remember him for his warm, generous spirit, and for being an all-round good guy.



*Recent photo of John Haythorne*



*March 1996, John had many trips to the Snowy Mountains region*



*John in action on the upper Murrumbidgee River, March 1996*

## The November Meeting With Cameron McGregor



### MURRAY COD ON FLY


Cameron is coming to our November Meeting to tell us how to catch Murray cod on flies. Murray cod are undoubtedly our most renowned Australian native species, and fly fishing for cod is growing fast in popularity.

Cameron was practically raised on the rivers' banks and has fished for Australian natives all his life. He learned to fly fish at the age of 12, and this fuelled an early interest in entomology and fly tying. During his time at university he studied macroinvertebrates and Australian native fish species such as galaxiids. His research interests led him to positions in both New South Wales and Victorian fisheries

departments where he researched species such as Murray cod, trout cod and golden perch.

He has also studied brown and rainbow trout. His research and personal interests have allowed him to accumulate an extensive knowledge of Australia's freshwater ecosystems, particularly in the Murray-Darling Basin.

Cameron is a skilled and experienced angler and instructor with a lot of experience fishing around Australia and abroad. He has a degree in Environmental Management and Ecology from La Trobe University, and is a PFIGA qualified Fishing Guide.



*Tom Sutcliffe Art*

## Upcoming Events:

In November we have the second opportunity to visit Millbrook Lakes, and at this time of the year this fabulous fishery will provide some great fishing. Terry Rogers will send out an email soon inviting participants to respond and indicate their interest. In the meantime, it was affirmed at a recent Council meeting that this event must have an official VFFA NOE notice, so one of these is included in this issue. But for the many keen to visit Millbrook Lakes on Wednesday, November 20, watch out for Terry's email which will be coming soon.



*Kossy with a Millbrook rainbow*



*Dermot enjoyed Millbrook last August*

On November 23 the 2019 Wild Trout Conference is being held at Mansfield and a number of our members will be attending this event, and also enjoying some fishing in some of the best trout streams in our state.

On the same weekend, November 22 – 24, the annual trip to Warrnambool is scheduled. The NOE for this important and most enjoyable annual trip was given in last month's issue. How is the fishing around Warrnambool now? An email from Jim Blakeslee today says this: "Hi Lyndon. We arrived home last week from three weeks up at Yamba, NSW, and have been busy since then getting the vineyard and grass under control. But I've managed a couple fish. One of 3 lb from the Hopkins, which I caught by swinging a wet through dirty water in the runs. It had several minnows in its gut. And another of 4 lb this afternoon fishing wets on a sinking line at Lake Elingamite with Bob Loch, after we were skunked at Purrumbete in the morning. It took the green "shrimp" and had stick caddis as well as a handful of scud in its gut. The local rivers are at normal level, but still dirty and thus far no hatches. The lakes look good, but no fish showing. Hopefully, things will fire up soon. Cheers, Jimbo"



*Hughie had great success at Warrnambool last*

## Upcoming Events Continued:



*Choco found top guide Chris Bassano's advice*

On Thursday, December 12, we have our final gathering for 2019 – our Christmas Dinner. David Grisold will be our guest speaker at this significant event. David is a past president, a life member, and the driving force behind so much that has been good in the VFFA program in recent years. He is also a skilled and well-travelled fly fisher, and his presentation will be well worth hearing.

And of course the Tassie trip is our major event early in the new year. Places for this are already filling, and names have been given to President Chris Gray, who is acting as convenor for this event. Chris has provided an NOE for this event, also included in this issue.



*Choco's rainbow trout caught on last year's Tassie*

## The Last cast

... by Dermot O'Brien

Sunday September 22 saw the last of four monthly off-season Sunday casting at the Red Tag pool. A small but keen group of members enjoyed the morning in beautiful sunshine.

President Chris Gray supplied a beverage, and glasses were raised in memory of the recently departed John Philbrick. Of course that was the signal for more stories to be told about Philbrick. Lester Walton, Gordon Baker and Colin Morrison had the Sunday casters roaring with laughter.

Gordon Baker did a superb job with the barbecue and his snags and homemade hamburgers disappeared quickly. Leaving hungry was not an option.

Chris Gray tried out a new saltwater rod and passed on some advice to Brian Rolfe about saltwater species down in the Otways. Let's hope they both have success.

While not everyone was keen or bothered to have a cast there was plenty of discussion about upcoming events and trips. It is worth a look at the events calendar in *Fly Lines* to see what is coming up.

Tight lines to all VFFA members for the season.



*Mick Crewes getting some suggestions from David Grisold*



*This new rod is a delight to use*

*The barbecue was a very popular place to meet – great food and great company*



## Rare Books – Something for the Collectors

Including adverts like this is something we rarely do, but our good friend Phil Bailey, who has written so many fine articles for us, is selling two highly-priced rare fly fishing tomes and has asked if we would inform our readers of this opportunity. The two books are unlikely to be found in Australia, and as we have a number of collectors of historically important fly fishing books among our members some would undoubtedly be keen to hear about the availability of these two titles.

**Book One – “The Anglers Vade Mecum”** by James Cheetham, dated 1700: Third edition.

This book is the edition without the two plates; it does have preface dates from "Smedley near Manchester in Lancashire, Nov. 26. 1688". Ownership signature of John Cope Foreman dated 1741 on the title page. (Westwood & Satchell pp. 59-60)

Phil tells us: “The first edition was dated 1688. What is interesting about this book is that it is the earliest of books to list fly dressing materials for North Country Flies (Turton 1836 and Swarbrick 1807 were much later). The dubbings given by Barker, Cotton, Cheetham, Turton, Bowlker, Williamson and Swarbrick are all very similar and are still considered mandatory for tying traditional North Country Flies. Thus it stands as a definitive part of North Country Fly Tying history.”

Asking Price: This was purchased in 2006 for 840 GBP. I am asking 750 GBP.

**Book two – “The Driffield Angler”** by Alexander Mackintosh, dated 1806: First edition.

Condition: “The book is boxed for protection. Pages are not straight edged (e.g. appears to be made from pressed paper), cover shows signs of fading (which probably prompted the boxing).”

Phil: “There were three editions between 1806 and 1821. Mackintosh was a pioneer of the North Country style of fly fishing. He was also a competent all round angler who fished the Driffield Beck (England’s most northern chalk stream), the waters of which were totally different to the stony-bottomed rivers of the Dales where the North Country Tradition took a foothold. Mackintosh’s contribution was not in fly patterns (most were probably plagiarised) but in bringing fly dressing materials to the attention of generations of enthusiastic fly fishers who were taking advantage of new improvements in transport. The Driffield Beck was eagerly sort as a destination because of the link to waters in the south of England where Dry Fly Fishing was the norm. However Mackintosh was probably an early pioneer of the dry fly on waters which were traditionally fished with wet flies.”

Asking Price: This book was purchased in 2007 for 460 GBP. I am asking 350 GBP.

Members interested in inquiring about these books should email Philip on [philipbailey49@gmail.com](mailto:philipbailey49@gmail.com)

# Snobs Creek Visit

... Bill Fary

On Sunday, September 15, a number of members and partners and family friends, including two grand-children, were guests of the Victorian Fisheries Authority for a private tour of the Snobs Creek Hatchery ponds, sheds and laboratories .

Neil Hyatt and his staff gave us a fascinating guided tour of the facility and explained the role the hatchery plays in breeding trout, Murray cod and other native fish. The harvesting of eggs and subsequent fertilisation and growth of fish was explained in detail. The year-old trout fingerlings are then released into rivers, creek and lakes all over Victoria.

The VFFA has a good relationship with hatchery staff. They are very special friends, and it would be commendable for VFFA members to help out with hatchery activities when extra people are needed to perform some of the labour-intensive tasks.

Snobs Creek Hatchery is located on Snobs Creek and is in its 70th year of operation. During all this time the creek has never stopped flowing. The hatchery releases trout, salmon and native fish into Victorian waterways, with the stocking season generally lasting for 12 weeks during autumn and winter. In 2017 and 2018 the VFA stocked over 1.2 million salmonids, including brook, brown, and rainbow trout and 29,000 chinook salmon.

After a marvellous tour and informative explanation our group were guests for a barbecue lunch, magnificently cooked by the hatchery staff.

Foot note: the hatchery released some huge brown and rainbow trout (up to 12 pound in size) between the Thornton bridge and Molesworth for the opening of

this year's trout season in September. The activity on the Goulburn River and surrounding towns and farms was something to see. I hope Neil has been forgiven by the farmers in the district!

We would thank Neil and the VFA for the wonderful hospitality they extended to our members and guests, particularly to two very excited young grand-daughters who had to go to the Pondage immediately afterwards to find out what this "FISHING IS ALL ABOUT".



*They were very small at this stage, but these fingerlings will do well when they are released in our lakes and streams*



*A pond full of lively rainbows drew lots of interest*



*The next generation of anglers were very keen spectators*



Proudly Sponsored by Mayfly Tackle



BALLARAT FLY FISHERS' CLUB



# Victor H. Wastell Trophy

## Saturday 19 October

### Major Prizes for the winning Trout:

- ◇ Innovator HLS2 Fly Rod – 9' 5wt
- ◇ Orvis Hydros SL III Fly Reel 5-7wt
- ◇ Scientific Anglers Amplitude Smooth Infinity Taper – WF5F
- ◇ Scientific Anglers Dacron Orange 20lb/100yds
- ◇ Scientific Anglers 9ft/4x 2-pack leaders

### Fishing Times:

12 am—5 pm, 19 Oct

### Registration:

Friday 18 Oct at Venue or before 9pm, 16 Oct <https://www.trybooking.com/BENDR>

### Entry Fee:

\$20 includes dinner on Saturday night

### Venues:

Cairn Curran, Moorabool, Tullaroop, Anderson's Hepburn, Newlyn, Dean, Cosgrove's and Lake Wendouree

### Rules:

- ◇ All fish **must** be measured by length and not weight
- ◇ All fish must be photographed on a brag mat or size stick—brag mats can be purchased at accommodation venue
- ◇ Photographs are to be sent to our contact before 5pm on Saturday with a date/time stamp



For more information contact **Shane Stevens**  
On 0408 179 927

### Accommodation:

Dreswick Calambeen Lake Caravan Park  
2 Cushing Avenue  
Dreswick. 3363

Phone: 03 5345 2411

You eligible for a 10% discount on accommodation, by mentioning this competition



## Notice of Event & Rules



BALLARAT FLY FISHERS' CLUB INC.

**Victor H. Wastell Trophy**

Saturday 19 October

**Event Coordinator:** Shane Stevens Phone: 0408 179 927

**Event date:** Saturday 19<sup>th</sup> October, 2019

**Venues:**

*Cairn Curran Reservoir- large lake, easy access to shorelines. Boating allowed*

*Tullaroop Reservoir- medium lake, easy access to shorelines. Boating as per regulations*

*Dean, Newlyn & Andersons Reservoirs- small lakes, easy access to shorelines. (No boating allowed)*

*Lake Wendouree, large lake, easy access to shorelines, Boating allowed*

**Travel Directions:** Creswick Calembreen Lake Caravan Park. 12 Cushing Avenue, Creswick

**Travel Requirements:** Suitable for vehicles with reasonable ground clearance. Mixture of both bitumen and made gravel roads to/around lakes

**Accommodation:** Onsite vans and camping sites(powerful/unpowered) available at Creswick Calembreen Lake Caravan Park, 12 Cushing Avenue, Creswick. Ph 53452411 [creswickcaravanpark.com.au](http://creswickcaravanpark.com.au)

**Catering:** BBQ on Saturday evening (6pm) included in cost. Pay on registration Self cater for all other meals.

**Cost:** \$20 per competitor:

**Recommended items:** Strongly recommended personal equipment: waders/wading boots, gaiters if wet wading, brimmed hat, glasses/sunglasses, sunscreen, staff, PLB especially in Remote Locations. Essential equipment when fishing out of sight of other participants: UHF radio. Essential equipment for Remote Locations: Compression bandage, UHF radio, any necessary prescribed medicines.

**Weather:** Normally mild with normal spring variations in temperature.

**Competitor Registration:** Creswick Calembreen Lake Caravan Park, BFFC site (ask for directions at reception), from 5pm on Friday 18<sup>th</sup> Oct. For those anglers who wish to register on-line you must register before 9pm, 16 Oct on <https://www.trybooking.com/BENDR>, otherwise your must register at the BFFC site.

**Competition Rules:**

- 1) The competition shall be fished with maximum two flies only and trout shall be the only species of fish eligible to be registered.
- 2) All fish to be eligible for the trophy must have been caught during the competition hours and registered by the required times.
- 3) To be a valid registration, the length of a fish will be measured from the tip of the snout to the posterior end of the last vertebra (fork of tail) using an approved brag mat (available at sign on) rounded up to the nearest 0.5 centimetre
- 4) Verified by sending date/time stamped MMS of the whole fish to the nominated registration point's mobile phone by the designated time, **noting that the fish's length must be legible on the brag mat**
  - a) or presenting a date/time stamped photo of the whole fish to the nominated registration point by the designated time, **noting that the fish's length must be legible on the ruler**
  - b) or presenting the trout to be measured at the designated registration point by the designated time.
- 5) If two fish are registered as having the same length, the winning fish will be decided on time of capture, when photographed and transferred through to the nominated mobile phone number.
- 6) The Trophy shall be awarded to the club, whose member, has caught the longest fish during the hours of the competition.
- 7) All fishermen participating, must sign on personally at the sign-on point, prior to commencing fishing or have registered before 9pm, 16 Oct via <https://www.trybooking.com/BENDR>
- 8) Competitors must comply with all state fishing and boating regulations

**Competition Time:** Saturday, 12 am to 5pm

## Those Confounded Dragonfly Feeders

Last month we paid tribute to the life of John Philbrick and his magnificent contribution to Australian fly fishing. John was a skilled and highly successful trout fisher – perhaps partly because he was very persistent in seeking solutions to challenging problems. The following notes, provided by Tasmanian guide Peter Hayes who was a close friend of John, describe a conversation they had when John was describing his attempts to conquer those bewildering and testing browns in Brumby's Creek.

**T**he Macquarie Reds (a popular Tasmanian spinner pattern) work well for you if the trout in Brumby's are feeding on red spinners. And by feeding, I mean taking the spinners predominantly when they are on the water rather than jumping out and taking them in mid-air. When they are doing that, they can be very difficult indeed. When they are jumping I've had more success casting my nymph at them than I've had with the dry.

You occasionally get a red spinner hatch at Penstock on a mild sunny afternoon in December and January. I used to go there when it was sunny to avoid the boating hordes who only go there on grey days when they expect there will be a dun hatch. When there are red spinners about they quite often fall on the water and the trout take them well. The eastern side of the lagoon on either side of Crisp's Point can be a good place to be. I have picked up two or three trout in Penstock when the spinners are about and there have only been a few boats on the lagoon.

If you are enjoying the relative solitude on Penstock on a sunny day and there is an occasional desultory rise to some unidentified insect, a huge size 10 Red Tag can work if you cast it in the ripples around where the trout are rising. For some reason the trout seem attracted to this fly.

The other thing is that if the trout are on the dragonflies at Brumby's they can be hellishly difficult, if not impossible. After being confounded by dragonfly feeders for pretty well all of my fly fishing life, I finally worked out how to catch them.

I left a dapping rod and silk blowline on a spinning rod at Peter Hayes's place. He had some of Dick Woodard's dragon fly patterns. Now this is what you do: you wait until the wind is blowing strongly from the north-west and the fish are on the dragonflies. Take your boat out to the bank on the other side of the Weir directly opposite Peter's lodge.

Then you let the line out and it flaps in the breeze in front of the boat some 50 feet away as you drift across towards the lodge. It is essential that you use a drogue so you don't drift too quickly. The fly will bob in the breeze and occasionally hover above or sit on the water - very much like a natural dragonfly.

Using this technique, I rose about 20 fish one afternoon. This is probably more rises than I had got in the previous 40 years of casting at dragonfly feeders.

Peter knows about it as I took him out and showed him. It is amazing to see a trout jump out at your fly when it is two or three feet above the water. You miss most of these fish on the strike, but when you get one, it is just as likely to be a three pounder as a two pounder. When the trout are really on the dragonflies, the big trout at Brumby's feed on them.

I copped a lot of derision when I discovered this technique, as it was regarded in some quarters as not being *de rigueur*. I disagree. It's an opportunity to have a bit of excitement mid to late afternoon when the wind and bright conditions mean that Brumby's would otherwise be unfishable.

## The Magnificent Work of Terry George Acknowledged

Terry George, a proud VFFA member, is President of the Australian Trout Foundation. In recent years he has worked tirelessly, logging up long hours travelling and attending fisheries meetings, organising ATF major habitat improvement projects, arranging trout stocking trials using Scotty Jordan Incubators, ... the list is long, and Terry's objective has always been the improvement and promotion of our Victorian trout fishery.

Terry's work was recently recognized by Jaala Pulford MP, State Minister for Roads; Road Safety and the TAC; and the Minister for Fishing and Boating, who met with Terry and presented him with a framed certificate acknowledging his contribution.

The Minister's post said: "This week I had the pleasure of joining Terry George, the Australian Trout Foundation and the Victorian Fisheries Authority for afternoon tea to congratulate Terry for



*Terry George receiving his award from Jaala Pulford, MP, Minister for Fishing and Boating*

highlighting how paramount our waterways are for the future and for his remarkable contribution to fishing and conservation."



*Tom Sutcliffe Art*

# A Boggy Day in Fergus Town

... Phil from Blessington

Phil from Blessington was mentioned in last month's issue. Our dear friend John Philbrick wrote a number of articles for our newsletter as 'Phil from Blessington'. Here is one of his intriguing contributions, originally published in the April 2003 newsletter.

In last month's newsletter I described the jarring and unpleasant experience of being tailgated when driving my 4WD vehicle on the track into Lake Fergus, a water where I had once found peace and solitude. This is the story of the fishing I had that day. My day did not improve.

I parked on the sand near the outlet of the lake which was extremely low. There were sundry 4WDs, boats and anglers in the distance south of the hut. I decided to avoid them and walk round the western side of the lake and wade out to an area where I knew the bottom was reasonably firm. The day was cloudless and sunny and ideal for polaroiding.

The best-laid plans come astray. As I approached the section of lake I intended to wade, not one but two boats drifted down right over it. There were anglers ringing the lake further on, so I decided to wade out into a section of the lake which I had not waded through before. Thus I made my first mistake of the day.

The bottom was initially reasonably firm but I started to flounder as it became softer and the wading more difficult. I persevered in the hope that the wading would improve. It did not and I was becoming stuck and barely able to move either foot out of the mud. On each occasion when this occurred I had to struggle to finally get one leg out so that I could resume my progress. Fishing was out of the question. This reached the stage where I had two choices — either to return or to continue in the hope that the wading would improve. I then made my second big mistake of the day, for I continued on.

There were little clumps of green growth on the lake bottom that appeared to be soft but which were in fact hard and fibrous. Every now and again as I put my foot near one of these it would force my leg back close to my other leg. This made it extremely hard to get the leverage to pull a leg out of the mud. Eventually I became stuck over 150 metres from the shoreline.

My trusty Streamcraft net, which had been a superfluous item up to this point, then came to my rescue. I extended the net and used it as a third leg to give me the leverage to pull one of my legs out of the water. This took an enormous amount of effort but I managed to get free. It was then I made my third mistake for the day, for instead of turning back I continued on, only to get badly bogged on two further occasions. Of course fishing was impossible.

However on the third occasion I was bogged I was resting and contemplating the injustices of life when I saw a nice trout cruising past about ten feet away. My angling instincts took over and the nymph went out just ahead of it and was promptly taken. That hapless trout would have to be the hardest-earned trout that I have landed over my four decades of fly fishing.

When the trout was safely in my bag I finally came to the realisation that it was hopeless to continue. I could not face the prospect of retreating over the area I had already covered, so decided to head straight to the shore which would necessitate wading through stickweed. I did not have the energy to wade into

shore as it was certain that I would become bogged time and time again.

The water was only about two feet deep and the only option was to throw myself chest forwards onto the water and use my arms to drag myself through the mud into the shore. I threw my rod and landing net ahead of me and laboriously pulled myself through the mud towards the shore over the course of the next hour. I may have spent a more unpleasant hour on a trout water but I cannot readily think of one.

I had an interesting perspective of the water from eye level over the course of this journey, and, at one stage when I was resting with my head just above the water, I saw a tail appear only fifteen feet ahead of me. For one crazy moment I contemplated grabbing my rod and casting to the trout from my horizontal position.

When I finally reached the stickweed I was able to stand once again and even polaroided another fish which I missed

on the strike. I then had to resume my horizontal journey as the bottom became extremely boggy again. Eventually, exhausted and dripping stinking mud and water, I reached the shoreline and stripped off and tried to wring out my clothing. My net was twisted and warped from the strain of levering my legs out of the bog. My Polarfleece jacket felt as if it weighed fifty pounds, and although I could see my vehicle in the distance, it seemed to take hours to reach it. But get to it I did. I even landed another fish on the way.

An interesting sidelight to this nightmarish angling day is that when I stopped to open the same gate where the tailgating driver had glowered at me on the way in, another 4WD pulled up behind my vehicle. This time I saw a friendly face. By an amazing coincidence it was driven by Graeme Leith, a friend with whom I first fished Lake Fergus in 1968. It is a small world.



*Tom Sutcliffe Art*

# FLY OF THE MONTH

## *Tom Sutcliffe's Zak*



In past issues of *Fly Lines* we've included a number of South African flies in our Fly of the Month section. Here is another. Devised by Tom Sutcliffe, a retired physician and one of South Africa's best-known trout anglers, the fly has caught trout in streams in many places. It certainly looks like something that a trout would be very happy to eat.

The story behind the development of this fly began some 40 years ago when Tom was touring the Dargle Valley of Natal. Along the way he met and befriended a Zulu man named Mzelwa Gwala. Tom called him Zak. They formed a lifetime fishing friendship.

Together this unlikely duo fished countless mountain streams and still water lakes in search of trout. "We travelled a long way together over the years," Tom says of his great friend. During their expeditions they studied the bugs and insects they found in the many streams and lakes they visited, with Tom giving particular attention to the three most common African Baetis Mayfly nymphs. He then set about creating a

general, all-purpose pattern that could be used on South African freestone rivers and streams.

The finished product, created in the 1980s, was dark in colour, cigar-shaped, and had lots of shine and hackle. The original tail was made from the fur of a water mongoose, a common resident of the Dargle area. Tom fished the fly extensively in the Highlands of South Africa and the trout loved it. He later fished it in Germany, England, New Zealand and America, and trout everywhere had no hesitation taking the pattern.

Here are Tom's notes on the Zak:

You want at least one mayfly nymph that is an all-purpose pattern, the sort of fly you can safely tie on and feel confident will come close to matching pretty well any mayfly. The pattern should, of course, be durable and easy to tie, because, like me, you probably put your fair share of flies into trees.

The Zak has worked well for me as a general all-purpose nymph and may well now be the most used nymph in South African rivers. It certainly also proved effective on large browns in the South Island streams of New Zealand.

You will need to tie it in different sizes, because real nymphs are available in different sizes, and of course you will need different weights. Pick up a few stones from the streambed and you will quickly get an idea of the general size of the nymph population in the water at the time. As an example, on a recent trip to one of my favourite local waters I found that all the nymphs were small, maybe 18's, at most 16's, so those were the sizes I fished.

Over the years I have changed the Zak a little as I discovered better materials, or better tying methods, or deficiencies in the original pattern. The idea is to give the fly the semi-crustaceous looking abdominal segments of the natural with the breathing gills and a prominent and dark thorax where you want to subtly suggest legs. Overall, the fly must have movement and it must have the right colour and shape. This means a long, wispy tail, a cigar-shaped body, a prominent dark thorax with a hint of hackle, and a generally overall dark colour. If those characteristics are not immediately evident in any Zak you tie then discard it, particularly any that are over-hackled or that have dense, stubby tails. This is not another Woolly Worm or domestic bottlebrush.

Zaks fish well on a floating line, with or without a strike indicator. Fish it just as you would fish most other nymph patterns - getting takes on the drop, especially in lakes or slow-moving rivers, or drifting it deep in fast runs, or tumbling in riffle water. Then on the swing-out you can add a little movement to the fly or simply retrieve it. On small rivers I use 16's and 14's. On lakes I stick to small patterns.

I weight the flies with a code: unweighted flies are tied with black thread, and weighted flies with red thread. This way I can get the fly to drift near the top or to sink like a stone, depending on conditions. The distance I tie the indicator from the fly is roughly twice the depth of the water I'm fishing, and for weighted Zaks I often use two, or even three indicators, at various distances from the fly.

>>>

## Materials for the Zak:

- Hook:** 1X or 2X longshank nymph hook, sizes 12 to 18.
- Thread:** Black or red, 6/0. Black for unweighted flies and red for weighted flies.
- Tail:** 5 - 6 water mongoose fibres. (Water mongoose is definitely a South African material. However in an email Tom wrote this: "Regarding the water mongoose tail, it could be changed to any soft-haired animal fibres, possibly from dogs or cats - as long as the fibres are dark, soft and wispy. Squirrel tail fibres will do. Cock hackle feathers are too stiff and too straight.")
- Body:** A composite of one unstripped peacock herl and two stripped peacock herls. Also brass fuse wire or lead wire – these are optional, depending on weight requirements.
- Hackle:** Dark dun, or natural black.
- Rib:** DMC or Accent Yarn thread in metallic blue or green, and copper or brass fuse wire.
- Bead:** Brass, gold, tungsten or dark green or blue glass

## Tying Procedure

1. Add a bead to a long shank hook if you prefer using beads. It's optional on this pattern and the jury is still out on what works best. I use dark green or blue glass sometimes on unweighted patterns and fluorescent orange tungsten beads for weighted ones.
2. Tie in the thread behind the bead. Then add a few turns of lead wire behind the bead at the thorax for extra weight if you want. With unweighted patterns build up a thorax with a single strand of natural wool until you get the right shape for the fly.
3. Dress the shank with thread, but bring the thread down further around the bend of the hook than you normally would. This will serve as a visible indicator of how the fly is weighted - black for unweighted flies and red for weighted flies.
4. Tie in a sparse tail of water mongoose guard hairs, or, if you don't have water mongoose, a few wisps of dark or black animal hair, such as squirrel tail. The tail should be about one and a half to two times as long as the hook shank, and it must be sparse. Press your thumbnail against the tail fibres at the point where they leave the hook shank to splay the fibres out. This gives the tail a more natural look and invites more movement in the fly.
5. The body components include (a) three peacock herls, with two of them stripped clean. (It is only necessary to strip the bottom half of each herl.) Then (b) add a piece of shiny, purple/blue thread. Krystal Flash does, but I now use a metallic thread called DMC Fil Metalise, colour number 4012, or blue Accent Yarn, both of which are available from haberdashery stores. Finally, (c) add a short length of fine copper or brass fuse wire to provide strength.

6. I tie all these ingredients in one by one on the shank right behind the thorax. Hold them together in one bunch and wind the thread back towards the tail, trapping bits of the bunch on both sides of the hook shank as you go. Doing this avoids an unsightly blob at the tail end, adds strength, and gives some lateral shape (i.e. slightly oval shape) to the body. A vital new development is tying in the two, stripped peacock herls by the tip of their butt ends where they are pale, almost ivory-coloured. This gives you the pale, crustaceous-looking segmentation where you want it - in the abdomen, not up at the thorax.
7. Now, gently twist the peacock herl, fuse or copper wire and the DMC thread together, but don't make too tight a 'rope' of them. Wrap this 'rope' around the shank winding it back towards the thorax, fairly tightly.
8. Stop at the thorax and tie in a long dark dun, or black cock hackle by the tip. Genetic hackle is good, because it is long and thin, but dark Indian or Chinese necks work well enough. The size of hackle to use should be the same as you would choose if you were dressing a dry fly on an equivalent sized hook. To avoid that terrible over-dressed look, strip the fibres off one side of the hackle before you tie it in. Also add one more peacock herl to the 'rope'.
9. Now twist the hackle and the body 'rope' together and wrap to just behind the bead and tie it all off. By tying the hackle in this way it flares in all directions, creating a buggy appearance, and provides movement and the appearance of legs.



*A Zak with an orange bead head also work well*

## VFFA 2019 meetings & other activities

### October

- 6 Sunday VFFA annual visit to Thorpdale to fish the Latrobe Valley Club's stocked dams as guests of the Latrobe Valley Fly Fishers
- 17 Thursday General Meeting – 8:00 PM at the Kelvin Club:  
Speaker – Chris Wisniewski, from Tasmania's Inland Fisheries Service
- 28 Monday Council Meeting – 6:30 pm

### November

- 20 Wednesday VFFA Members Fishing Day at Millbrook Lakes (Booking Essential)
- 21 Thursday General Meeting – 8:00 PM at the Kelvin Club:  
Speaker – Cameron McGregor, from River Escapes (fly fishing for Murray cod)
- 22 – 24 Annual trip to Warrnambool
- 23 Saturday 2019 Talk Wild Trout Conference at Mansfield
- 25 Monday Council Meeting – 6:30 pm

### December

- 12 Thursday Annual Christmas Dinner with guest speaker David Grisold (VFFA past president and life member)

### January 2020

- 15 Wednesday VFFA Members Fishing Day at Millbrook Lakes (Booking Essential)

### February 2020

- 3 Monday First Council Meeting for 2020 – 6:30 pm
- 15 – 23 Tasmania trip to Hayes on Brumby's  
Event Co-ordinator – Chris Gray
- 27 Thursday General Meeting – 8:00 PM at the Kelvin Club:  
"Liars' Night" – reports from members on their summer fishing

### March

- 13 – 15 2020 Big River trip  
Event Co-ordinator – John Pilkington
- 19 Thursday General Meeting – Lunchtime at the Kelvin Club  
Speaker – James Laverty – Fly Odyssey Australia
- 30 Monday Council Meeting – 6:30 pm