



• REGISTERED BY AUSTRALIA POST: PUBLICATION NO. VBH 2899 •

VOL. 57 NO. 10

THE VICTORIAN FLY-FISHERS' ASSOCIATION INC.
Organisation No. A0024750J
C/- The Kelvin Club, Melbourne Place, Melbourne 3000

JULY 2009

PRESIDENT

Peter Boag
20 Bridport Street
South Melbourne 3205
Tel: 9389 8003 Bus
9690 1017 A/H

HONORARY TREASURER

Tony Mitchem
PO Box 7424
St Kilda Road VIC 8004
Tel: 9832 8405
0407 309 797 Mob

HONORARY EDITOR

Lyndon Webb
1 Coachmans Square
Wantirna 3152
Tel: 9801 6151
Email: lgwebb@bigpond.net.au

VICE-PRESIDENT

Rick Dugina
12 Middle Street
Ascot Vale 3032
Tel: 0401 963 601 Mob
9370 9328 A/H

HONORARY SECRETARY

Colin Morrison
Apt 706/701 Mt Alexander Rd
Moonee Ponds 3039
Tel: 9375 2298 A/H
0412 107 326 Mob
Email: colinmo@attglobal.net

ASSISTANT EDITOR

John Pilkington
112 Hodgkinson Street
Clifton Hill 3068
Tel: 9225 8616 Bus
9489 2186 A/H

**NEXT MEETING – THE 77th ANNUAL DINNER
AT THE KELVIN CLUB, 6:30 FOR 7:00 PM, FRIDAY AUGUST 28, 2009**

The July Auction


The July auction was well-supported, with some 50 members in attendance to see a record 194 lots despatched. Auctioneer Marty Rogers moved proceedings along briskly, and the final few lots were auctioned by 10:20 pm. Bidding was keen throughout the night, but with so many items up for sale it was inevitable that many fabulous bargains were there to be had.

At the top end, books drew some of the highest prices. Tom Earley's "Record of Fish Killed in the Great Lake in 1893" was sold for \$400, and Tillyard's "Insects of Australia and New Zealand" sold for \$200. A copy of Dick Wigram's "The Uncertain Trout" went for \$180.

Sage rods and Scientific Angler reels were sold for \$180 to \$240, and some vintage Hardy reels brought bids of \$270.

At the other end, cane rods were selling for \$20 - \$45, new spare spools for the very expensive Lamson reels were knocked down for \$10 - \$20, and a box containing several high quality cock capes was sold for \$110. Gross Sales for the auction totalled \$7,846.

The success of this event can be largely attributed to the many hours of preparation put in by Tony Brothers in the weeks preceding the auction, along with solid contributions by Marty Rogers and his team of keen and experienced helpers working hard behind the scenes on the night. Our thanks to all who provided us with a very entertaining and worthwhile evening.





New Members

We are delighted to welcome five new members this month - Bruce Rowe, Ian Sambell, Graham Seeger, John McBain, and Euan Littlejohn. We trust that their membership brings many years of fulfilling involvement with the Association.

President's Message

The Annual Dinner is nearly upon us, and it would be wonderful to see the Kelvin Club at capacity with VFFA members and their guests. Our guest speaker Greg French will be talking about the importance of travel and fishing guides in furthering an angler's enjoyment of the sport. Given the negative impact of climate change on the Victorian fishing scene, I can only imagine more of us will be travelling further afield. Greg's talk should prove to be very interesting and relevant in this regard.

For those of you who have not already booked, a booking form is enclosed with the newsletter, giving you a final opportunity to reply to what promises to be a great evening.

The July Auction saw a very good turn up of punters for what could only be described as an exceptionally large number of lots, to wit one hundred and ninety six in total. Auctioneer Marty Rogers did a wonderful job in keeping it an entertaining evening whilst getting through so many lots. Thanks Marty for a job well done.

We thank Tony Brothers yet again for pulling the offering together, and all the attendant things that go with it. He has filled this role with the auctions since 1978, with the exception of two. This is a remarkable contribution over so many years.

Although the July Art Show did not proceed, Council is keen for it to proceed in the future, but feels an annual event is not feasible because of the paucity of material for a yearly event. The timing is something for future consideration.

Richard Kos attended the Warrnambool Fly Fishers' Game Dinner on my behalf. He reported that it was a wonderful night, enjoyed by all who attended.

September is our Annual General Meeting, and the notice of meeting and ballot papers are included with this newsletter. Although I have not quite completed my first year as President, I can say that I have enjoyed working with a great band of guys who all make useful contributions to the successful running of the VFFA. If anybody has any wish to stand for Council, or is interested at a future time considering standing for Council, please feel free to contact me.

It was in the August newsletter of 2008 that the then president David Grisold made mention of the October Opening Weekend being held at Ray Butterworth's Tranquil Rises for the last time. Ray did lose part of his facility in the February fires, but owing to a change in circumstances we are fortunate once again to have the Opening Weekend at his property. It is conveniently close to Melbourne and we do get a good turn up for this enjoyable weekend.



If unable to stay overnight, come up for the day and have a chat and a glass of red around the 'fire pit'.

The 'Omeo Region' November weekend is in addition to our traditional October weekend, and ought not to be confused with it. Details of both weekends appear in the newsletter. Please contact the respective convenor if wishing to attend either weekend.

Reading the July newsletter, I enjoyed reading the contribution by 'Rustic'. I do hope he can keep up with contributions in the future. As editor, Lyndon Webb constantly reminds me that we can only maintain the high quality newsletter we are so justifiably proud of if we have a good number of contributors, so please, keep contributing.

On a closing note, please get the Annual Dinner reply form in pronto if you have not already done so. I look forward to the evening, and to seeing a good turn up for what should be a memorable evening at our premier function for the year.

Peter Boag

VFFA Meetings & Activities

AUGUST

2 Sunday Casting
7 – 9 Bullen Merri Trip

9 Sunday Casting
16 Sunday Casting
19 Council Meeting
23 Sunday Casting
28 **Annual Dinner**
(Guest Speaker: Greg French)
29 President's Casting day

SEPTEMBER

9 Council Meeting
17 **VFFA Annual General Meeting**
23 Council meeting of the New
Council


OTOBER

15 **General Meeting – Fly Tying
Night**
18 Peter Hayes Casting Clinic
21 Council Meeting
24 / 25 Opening Weekend at Ray
Butterworth's 'Tranquil Rises'

VFFA Annual General Meeting

The September meeting will be the VFFA Annual General Meeting, scheduled for Thursday 17 September. Accordingly, the "Notice of Annual General Meeting", "Nomination Form", and "Appointment of Proxy" notices are included with this newsletter as inserts. More details will be given in the September newsletter.

From the EDITOR'S DESK



Readers will recall that in our last issue we carried a fascinating report by Fiona Gavine, senior scientist at Snob's Creek, on the impact of recent bushfires (2003 and 2006) on the State's trout fishery. Fiona has indicated that she is willing to provide a follow-up report, and this should be available for the September newsletter. As part of the report in last month's issue there was an invitation for anglers to contribute to the collection of data by completing an online survey. I can confirm that the survey is easy to complete and takes only about 10 minutes, provided you have your fishing diary handy. I would strongly encourage members to complete this survey, as the information provided will be used to enhance and improve our trout fishing.

The online survey can be accessed at this address: <http://new.dpi.vic.gov.au/fisheries/> When you open this site you will find in the centre of the page a link which is headed "Bushfires and Recreational Fisheries Survey". Click on this link and you'll be taken to the survey, which you can then complete.

News has just come through that the Pondage at Eildon was recently drained for maintenance work. The level for the remaining water flowing through was lowered to 130ML/day, which is just a dribble. As a consequence the margins were high and dry, and lots of dead fish, mainly roach, were deposited along the banks. Some concerns were raised about the impact of such low levels on the aquatic ecology, particularly the bugs and insects that provide the trout food. The Pondage was refilled after a few days, in readiness for the release of some 15,000 brown and rainbow trout. Hopefully these fish will find some food left for them when they finally arrive.



On a brighter note, it has just been announced that the Goulburn River will be stocked for the first time in more than 20 years. A substantial number of mainly brown trout (300 gram in size) will be spread along the river in the next few weeks, in readiness for the opening of the new trout season. Earlier this year the Australian Trout Foundation offered to stock 10,000 fish using ATF funds. However Fisheries stepped in and indicated that Snobs Creek will provide the fish. Fisheries has also indicated that this is to be an ongoing exercise – from now on the Goulburn will be stocked regularly, with every chance that it will return to being the State's premier trout fishery.

Word is also filtering through that Parks Victoria is establishing a Parks Management Committee to examine all issues related to the use of our National Parks. The good news is that there are moves to ensure that all stake holders and interest groups will be represented on this committee. It is still early days, and more will be revealed in coming weeks. Hopefully a substantial report on progress will be available for our September newsletter. This is an important issue for trout anglers, as many of our best streams are in these National Parks and any discussion of access rights by the Management Committee will be very relevant to our interests.

The July issue advertised the Flyfishing Conclave being organised by Peter Hayes for the first weekend in October. This event will be held at Cammeray Waters at Woodend. Unfortunately the July issue gave the wrong website address. Peter has a new website - <http://www.peterhayesflyfishing.com/>. Interested members can go to this site to find all the relevant details, including the program for the two days, a list of the high-profile presenters and an online application form. More details are given later in this newsletter

Recent issues of this newsletter have not carried the customary fishing reports from different parts of the state, because the rivers are still closed. However this issue includes some encouraging information on the new season in Tasmania, which looks very promising, and there is also a very up-to-date report on the fishing in the United Kingdom. Phil Bailey, a member of the Association and a past president, is now living in northern England and is doing some guiding in the lakes and rivers in Yorkshire. Phil has offered to send us monthly reports on his angling exploits in the UK. He has also provided a short article from his new book, which we will publish in the September newsletter. Phil has established a very comprehensive website on his guiding activities. It is well worth a look, so take a few moments and check <http://www.flyfishwithme.net> to see what he is up to. It goes without saying that if you happen to be in England and are looking for a top guide, then Philip Bailey is your man.

We're now into August and there is so much to look forward to in the remaining months of the year. At the end of August the Annual Dinner features Greg French as guest speaker, and he comes with a fine reputation as a superb presenter. September marks the start of the new trout season, and as the forecasters are predicting another hot summer, we need to fully exploit those months leading up to Christmas. October and November see a number of activities, with the trip to the South Island of New Zealand perhaps the feature. I've booked my airfare, and am already ticking off the days.

In the meantime, as the Irish say, may the holes in your net be smaller than your fish.

Lyndon Webb

The Tup's Indispensable

Mike Harding (aka the “Rochdale Fluffchucker”) is a presenter on BBC Radio 2 in the **MUK**. He also writes a regular column in the British *‘Fly Fishing & Fly Tying’* magazine. In a recent issue he described his efforts to acquire the raw materials for tying some Tup’s Indispensables:

I caused a small ripple to pass across the face of an otherwise placid North Ribblesdale farmer friend recently when I asked him, in the pub one night, if he had any tups close to hand.

He looked at me warily: “Aye”.

“I was wondering if you could get me some wool?”

“From tup like?”

“Yes.”

“Wool?”

“From round its testicles.”

“Aye?”

(By now the barmaid was all ears, and the plate of steak and chips she should have been delivering was growing cold in her hands.)

“Tha wants wool from off tup’s sack?”

“The soft wool, stained a yellowy pink. It’s for a fly I’m tying called the Tups Indispensable.”

“Hast thou ever seen t’size o’me Swardle tups?”

I nodded; his Swaledale tups were very big beasts indeed.



“And tha wants me to rip wool off their knackers?”

“Only when its convenient.”

“Ah’ll get thi sum at clippin’ time. Ah’m not goin’ tearing wool of a tup’s knackers at tuppin’ time. They’re frisky enough as it is.”

Mike Harding concludes: “Sadly, I’m still waiting.”

David Grisold



VFFA 77th Annual Dinner

Friday, August 28, 2009

At the Kelvin Club

Cost - \$55 per head


Please bring a guest and come along to the 77th Annual Dinner. Book early, and don't be disappointed.

Our guest speaker for this year's dinner is Greg French. Greg is one of Australia's best known fly fishers. Based in Tasmania, he has fished and walked extensively in New Zealand, Canada, South America, Europe and mainland Australia. His Tasmanian fishing guide books are legendary, and his two collections of short stories, *Frog Call* and *Artificial*, have received wide recognition. He is a regular contributor to premier trout fishing magazines, including *FlyLife* and *Freshwater Fishing*.

Greg's talk will stress the importance of travel and fishing guides in furthering an angler's enjoyment of his sport.

Given the negative impacts of climate change on the local fishing scene, travel is more relevant to Victorians than ever before. Wherever we go in the world, there are people who object to 'interlopers' and guides 'ruining things for the locals', so Greg hopes to demonstrate how important tourism is for the long-term future of fly fishing, and how easy it is for visitors to get the locals onside. His talk will be laced with lots of amusing anecdotes and some stunning photos from Tassie, New Zealand, Ireland, British Columbia and Slovenia.

Greg is much sought after as a very lively, engaging and accomplished speaker. Our Dinner promises to be another very entertaining evening!



Website Update

I am now checking what may be the final draft of the new VFFA website. This is a very exciting stage as we are so close to going 'live'. There are still a couple of articles that need to be inserted and this will require some time for typing the text into the correct format. I am hoping to get this done very soon.

There are two main areas: PUBLIC and MEMBERS. As this suggests, there is an area that can be accessed by anyone, and another that can only be accessed by members who log-in. To be able to log-in members will need a USERNAME and PASSWORD.

Hence all members will need to email me, as the website ADMINISTRATOR, with their EMAIL ADDRESS so that I can reply with the appropriate information. This is only in the first instance, as later on members will be able to use the website to communicate with the VFFA directly or via the FORUM.

My email address is - edugina@iprimus.com.au

NB: Members should also indicate how they wish to receive future issues of the newsletter. The options are to continue receiving the printed copy through the mail, or to receive an emailed copy (a pdf file in full colour), or to have both. Members who nominate to receive only the emailed copy will save the Association some postage costs and a few Tassie trees.

When members email me I will send back an information page showing the full structure of the website and its various parts, along with a guide on how to get the most use from it. The more times the site is accessed the more prominent it becomes on the internet, so that search engines will give it more prominence for anyone doing a GOOGLE or YAHOO search (etc).

I am very excited with the way it looks and works. Members will have a very valuable resource to go to when not actually fishing. They should also be aware that this is a dynamic work and will be added to or changed according to future requirements.

The website committee will advise of an official launch date very soon (hopefully at the Annual Dinner) so keep an eye open for that.

Rick Dugina

Opening Weekend "Omeo Region" November 6 - 9

You will recall that last year we ventured to the King River for our opening weekend.

Whilst we all had an extremely enjoyable time the fishing left a little to be desired. After many consultations we have settled on the "Omeo Region" for this years opening.

At this time of year those wily trout should be looking up and feeding freely.

The trip committee will be visiting the area to seek out an appropriate base and will provide further information over the coming months.

In the interim pencil this weekend into your diary, and if you have any thoughts on where we should establish our base do not hesitate to contact

Hugh Maltby on 9455 9017 or mobile 0400 887 065.


A Big Book Launch

Philip Weigall (aka the 5th Wiggle) launched his new book at Aussie Angler on Saturday August 1. A cast of thousands headed to Briar Hill to feast on a fantastic selection of homemade cakes and coffee. There were also many specials available for the fly fishing tragics, along with the guest appearance and book signing by the 5th wiggle.

“*Fishing Season*” is Philip’s 6th book, and it is a beautifully presented and written book. Philip Weigall is a flyfishing guide and instructor. He is also a columnist and feature writer for Freshwater Fishing magazine and the editor of Flyfisher Magazine. Philip is a member of the VFFA.

Congratulations to Rick and Jo Dobson on a great day.

David Grisold



Understanding The Goulburn River

(The following article was written by Antony Boliiancu, one of the guides at the Goulburn Valley Fly Fishing Centre. It was posted on their website on July 24, and Antony has very kindly consented to us reprinting it in our August newsletter. Antony has fished and guided on the Goulburn for some 12 years, and has a very intimate knowledge of this fishery. The following is a slightly shortened and edited version of the full report, which can be found at http://www.gvffc.com/Information/articles/goulburn_river_levels.html).

The Goulburn River transports irrigation water from Lake Eildon downstream to the Goulburn Valley fruit bowl. Its primary purpose is to deliver water for agriculture during the drier months from October through to April. In a nutshell, rain water is captured in Lake Eildon in the wetter months and then delivered downstream when it is most needed during the long, dry summer. This results in an unnatural situation of low/warmer flows in winter and spring and high/cooler flows in summer, thus making the Goulburn a wonderful habitat for trout.

The management of water releases from Lake Eildon to the Goulburn River is overseen by Goulburn Murray Water.

Water Releases - Lake to Pondage

Water is taken from Lake Eildon via the power station, where electricity is generated as the water drops down into the Pondage - two connected lakes adjacent to the township holding some 5,200 Megalitres of water. This water is then released into the river via the Pondage spillway, where smaller flow releases can be maintained.

The Pondage is drained and refilled in response to the demand for irrigation and power, and as a result the level is frequently changing as a result. While the levels may seem hard to predict to the casual observer, there is some logic to it. If the river is running at high summer levels, i.e. 5,000 ML or more per day, then the Pondage will be filled and drained daily, as it only holds 5,200 Megalitres. On the other hand, if you arrive to a full Pondage when the river is flowing at winter/spring levels of around 150 ML/day, then the Pondage level is likely to remain quite steady.

Water is released from the Pondage into the Goulburn River via the Pondage spillway, where the level can be regulated even down to the very lowest flow rates.

The height of the Pondage is a contentious issue. Many locals prefer to see it full, as this is the most visually appealing condition for the casual tourist. Others like it below 50%, as this tends to draw anglers from far and wide, as the fishing is much easier to access at lower levels. The power companies prefer low levels as much as possible, as this gives them plenty of 'airspace' that they can use to maximise profits when the price spikes occur. If the level of water in the Pondage is low, then more electricity can be generated, as more water can be poured down the spillway before the Pondage is filled.

Statutory Requirements - Minimum Water Levels in the Goulburn River

As with all flow-regulated rivers, there are a host of requirements that water managers must conform to. The most obvious and most relevant to us as anglers is the minimum 'riparian

flow' or 'environmental flow' of 130 ML/day. This flow rate must be maintained in order to meet domestic and stock water requirements downstream. This low flow rate applies for most of the month of May through to late September/October. It is a level that restricts the success of trout spawning in the river, as 1,200 ML/day is the ideal.

Water Release Measurement

Summer releases of 4000 - 6000 ML/day are the norm and in years when the lake was full, releases of 8,000-12,000 ML/day were common.

The Irrigation Season

Water is held back in the lake during the wetter months of the year with a river flow rate of 130 ML/day. What happens at other times of the year, and how is the flow rate calculated at these times? To answer this we must understand that there is a defined irrigation season, which runs from August 15 to May 15 of the following year.

Water is purchased by farmers down river for irrigation purposes. As an example, a farmer may have a 3 ML/day licence, which entitles him to phone GMW and ask for this to be released in coming days. This explains why you will see the river level rise in the days preceding a hot, dry spell. Farmers constantly watch the weather forecast and estimate how much water they will be needing. On the other hand, if rain is forecast you will often see the river level drop, as the farmers know they are going to get the water they need for free. Simple really: rain often corresponds with dropping water levels, and a hot, dry spell equates to higher water levels.

However these same farmers may not be able to get the full amount of water to which they are 'entitled', as this depends on the rainfall for the year and the predictions of what rain is to come. As the levels in the water storages change, managers / regulators determine how much water is available and how much can be released. In a dry year the regulators may decide that users can only have half of their licence fulfilled. Hence the 3 ML/day becomes a 1.5 ML/day entitlement. (I think the latest data suggests that users will get about 15% of their entitlement this year!)

In recent years this system has worked well, as the drought has forced those in charge of managing our water supplies to err on the frugal side. They are now much better at what they do and the future looks rosier than it did ten years ago when they were often quite wasteful. This is not a criticism of GMW, as water appeared a plentiful and almost inexhaustible resource at the time.

Power Generation

Power generation also plays a huge part and is equally important in determining how much water is released. The power companies also have an entitlement that they can use. While they will often take advantage of the water being released for irrigation purposes, there are times when they will need more water than is being requested by the farmers and will then use some of their own water entitlement. This often happens at odd times of year such as late winter, but particularly in the middle of summer heat waves. The relationship between power generation, irrigation needs and water releases is inextricably entwined. Both power generation and irrigation have a major influence on how much water is released.

Now to the Fishing

Undoubtedly the water levels play a role in the quality of the fishing, but they are secondary in my opinion. Water temperature and dissolved oxygen levels are a much greater indication of the fishing to be expected. Nonetheless an explanation of the effect of water levels is necessary.

Low levels (May - October)

These are flows of 1,000 ML/day or less and are usually 150 – 500 ML/day. Such low flow rates allow unlimited wading access to the entire river bed, and also mean that there is a lot less water between fish. These low levels are favoured by the majority of anglers because this is the easiest time to fish the Goulburn, although the fish can be spooky.

Mid-Levels (October - November and April)

Typified by flows between 1000 to 2500 ML/day. The traditional river structures of glide, riffle, pool, etc, begin to disappear with higher water levels, and the river becomes more intimidating to fishermen. However water levels in this range are among the best for all round fly fishing as well as for insect hatches.

High Levels (November – late March/April)

As the levels rise above 3000 ML/day we start to see total disappearance of those stream structures mentioned earlier. This is frightening to many, as the water appears to be surging past and void of any fish activity. However while fish will not be holding in the middle of the river, and the hatches will be restricted, feeding fish will be found around the edges and in very close to the bank.

Overview

The fishing in the Goulburn starts on opening weekend and improves slowly but consistently with each passing day. In the first few days of October we get some huge hatches of duns and caddis and the following six weeks are alive with insect/fish activity due to an intersection of favourable water temperatures, dissolved oxygen levels and water levels/river height.

By mid to late November increased water flow has an effect on some of the aquatic insects in that they will now mostly hatch on evening as opposed to the daylight hours. This lack of hatching aquatic insects is more than offset by the appearance of terrestrials, with beetles, termites and willow grubs appearing en masse. The fish are in great condition by this time of the season, and rise strongly with plenty of protein-rich food and perfect water temperatures in the offing. December is a great month, as the grasshoppers are getting bigger and the willow grubs peak.

By January we are getting huge flows down the river. In recent years hot spells in January have affected the fishing a lot more than the water releases. Before this drought we had the best fishing of the season in January and February, when the river was full and cold with releases of 4000 - 8000 ML/day. Having said that, January, barring any prolonged 40°C stretches, is a wonderful time for stalking the edges with large terrestrials.

February in the Goulburn is a write off at this point in time. The levels are high, but this is not the problem. It's a low Lake Eildon that is sending 19-20 degree water into the river, as opposed to 10-11 degree water when the lake is 40% or higher in summer.

The fishing doesn't start to kick in again until at least half way through March. April sees a falling river level but more importantly a dropping temperature. Water temperatures drop back to the mid

teens, due to the decreasing hours of daylight and the first of the overnight frosts. Temperatures actually fall away very quickly.

Once again this coincides with lower flows, and people mistakenly attribute the better fishing to the flow rate, though the quality of the fishing is much more dependent on water temperature. As such, April though May fishes very well, albeit a gradually decreasing quality as opposed to spring when everything is improving.

The other side to all of this is that as the Goulburn slows down in high summer due to increasing temperatures, many of the undammed mountain streams are peaking. All part of the upside down flow regime mentioned earlier, and one that makes our small valley one of the best fly fishing destinations in the country.

Rapidly Changing Levels

This is a most contentious issue for tailrace fisheries the world over, and as a result there are strict guidelines regarding how much river levels can be raised or dropped at any given point of time. Unfortunately in this regard we fall well behind most other countries.

A sudden and dramatic shift in river height usually has a negative effect on the fishing, although there are many exceptions. The problem is that fish get comfortable in their routine. They are territorial and are very familiar with their immediate environment. Over time a fish finds shelter/cover nearby, finds feeding lies and maybe even a prime lie (where a feeding lie and shelter of some sort intersect). Then the river is raised or dropped dramatically and the fish must relocate and start the process all over again.

So which is more challenging – a quick rise or a quick drop? It all depends.

A quick rise has the benefit of not forcing the fish to fall back further or deeper into the river bed. While the hydrological aspects of the trout's underwater world may be altered, they are not forced to move or be left high and dry. They will need to move to find the best lies at the new river height, but it's nothing more serious than that.

Also, fish are aware that rising levels produce an increase in the amount of food on offer. This is not a calculated response but something ingrained. Go to Tasmania in spring or fish our non-dammed rivers in September/October when they break their banks. The fish come out foraging on the newly inundated land as quickly as the water rises. The converse is also true. Somewhere deep in a trout's DNA is the 'survival gene' that clearly equates dropping water levels with danger, and thus time to move back to the main water course.

Dropping water levels have a much more a negative effect on the fish. They are physically forced to relocate, often along with the majority of the trout population in the river. Massive, short sharp drops in height really knock the fish about and this corresponds to poorer fishing. Competition for prime lies and shelter becomes more of a problem at lower levels, and the fish become very wary of movement on the bank and around them.

So when does the reverse apply? When does a large drop in water level equate to better fishing, and a significant rise in level result in worse fishing? From my experience this is how it goes. A big drop in river height on the Goulburn results in great fishing in autumn. After an extended period (several months) of high flows the river is shut off. First of all we generally see a drop in water temperatures as cold overnight air temperatures have more impact on the lower, slower flows. We also have more light reaching the river bed, which has an effect on insect hatches. But

the most important factor is that the huge drop after such a long period results in mass migration of sub-aquatic critters that must move or die. Many of these insects get caught in the current and washed down river, thus providing trout food. The fish are aware of this sudden opportunity, as the water is practically alive. We are talking about April/May here and the series of significant drops in river level to get down to minimum flow.

What about a sudden rise resulting in poorer fishing? This occurs in early summer when water temperatures are increasing and slowing aquatic insect hatches. Sudden dramatic increases in levels really restrict the hatches in light of the ever increasing water temperatures. I believe it also has a lot to do with decreased light reaching the bottom of the river and perhaps also with increased water pressure. Even though these pressure changes are small in comparison with deep ocean waters, they are nevertheless significant for tiny bugs living on the bottom of freshwater streams.

Breaking The Rules

So when is the best time to come up to Thornton for a fish? Well, as Geoff Hall always says, it's whenever you get the time! I used to hear him say that over and over to people on the phone and would just dismiss it out of hand, me being a skeptical Bob Dylan circa 1964 fan! But as I spend more time fishing in different places for different species I am coming to appreciate this fact. Some of the best bass fishing I have had has been on a crashing barometer. The best bream fishing I had a few weeks ago was on the bottom half of a falling tide. The rules are just guidelines, and not laws that are set in stone.

Each June/July I am spending about six weeks fishing on the mid north coast of NSW chasing bream. I fish every day, all day. As the days are short at this time of year, if you wait for the perfect tide you won't be fishing much and the big tides are all night tides anyway.

While I did have some stellar sessions on the typical half run in to top of the tide, all stages worked well on most occasions with my best two sessions occurring on low tides. This is not how the books describe it! Trout fishing is much the same. Living here on the river since the summer of 1996-97 and being able to walk out my back gate at any time of day, any day of the week, I have fished in all conditions at all river heights. I have had equally brilliant sessions in sunny, cloudy and rainy weather. I have found brilliant fishing on low and high barometers and dropping and rising ones as well. Same goes for river heights, air temperatures, lightning storms.

The more I fish the more I realise that it's about time spent on the water and reading/interpreting what is going on. If we here at GVFFC only went fishing when the conditions were 'perfect' we would be doing a hell of a lot of gardening and our diaries would show only a fraction of the fish captures each season.



Travels With Bernard Holbery

A few weeks ago I received another note from Bernard - this time from France. Here is his account of his recent fishing exploits in France:

The Vexin region in Normandy (northern France) offers some wonderful countryside where the famous Parisien Sportsmen of the Golden Age had their weekend properties. Meadows and streams are visited at dusk by some very famous flyfishing ghosts, with names such as Charles Ritz, G. E. M. Skues, Frank Sawyer, Lewis Bougle, George Hardy and Odette Pol-Roger. Perhaps I should also add Ernest Hemingway, his son Jack, Dwight D. Eisenhower, Winston Churchill and many more local fishing identities.

I left Paris at about 9:40 am and made my way to Lazare, where I boarded the train and made my way to the mediaeval town of Rouen. On arrival there my host Adrian gathered my rods and bags and we made our way through the beautiful Normandy countryside. We passed through a lovely village called Le Horon (population about 20) and there I had my first glimpse of the Andelle River - a beautiful chalk stream running through the Normandy countryside.



Just out of the village we made a right turn into a heavily wooded driveway, which was very beautiful, and I had my first glimpse of my accommodation. It is not what I had expected. It was a 'Manoir' with lawns like golf greens. It was hard to believe that this was where I would be staying. The Manoir de Malvoisine dates back to the year 1365 and has a long history, with some incredible stories associated with it. My

host Adrian was a naval architect, and his wife Heydey was a Professor of Social Work. They have managed the Manoir for about three years. Prior to this a Belgian Prince had used it as his holiday retreat. Behind the Manoir is the King's Forest, which covers 6500 hectares. On the other side is the pristine Andelle River. Adrian and Heydey own 1.6 km of river including both banks. Adrian informed me that when they took over the property it was overgrown and almost unrecognisable. With a considerable amount of hard work they have converted it into an outstanding fishery with beautiful groomed paths, footbridges, benchside seats, and a hatchery is well.

After unpacking and a nice cold beer, Adrian and Heydey gave me a walking tour of the river. During this time we spotted about six trout, as the sun was high and we could see trout



Bernard's Fishing Hut - Manoir de Malvoisine

easily. After our short tour I packed the Hardy bag, put my rod together, and made my way to the bottom of my beat, with 1.6 km of glorious chalk stream all to myself. I spotted my first fish and was about to make a cast when my phone sounded - John Philbrick had sent me a text. He was asking how the fishing was, as he was on the San River in Poland and the water was running too high to fish, so he said he had taken a course in drinking Scotch whiskey.

I cast a #20 Grenwell's Glory from behind a hawthorn bush. The fly went down and I was connected to my first Andelle trout - a lovely brown of about one pound. In the next pool I came across a fish feeding in a fast current. It was a deep pool and I made several casts that the trout ignored every time. So I changed flies and tied on a pheasant tail nymph. One good cast and the fight was on, with a superb 2lb brown coming to Peter Campbell's net.

Apparently a 2 lb fish is a very good fish for the Andelle, and as my fish was beautiful in colour I don't think I have been prouder in my life. I have caught plenty of larger trout in Australia and New Zealand, but fishing the Andelle has been the highlight of my fishing career.

The late afternoon fishing was tough, with not many rises and very little insect activity. Although I landed one more fish, the Andelle remains a challenging river to fish. You can watch a trout for up to an hour before making a cast, this being not only my observation but also the opinion of the French fly fishermen that I met. So I called it a day and made my way back to the Manior for dinner. We had a nice roast with potatoes and roast rabbit, which tasted magnificent. After a pleasant evening beside the fireplace I headed off to bed at midnight.



Bernard's Fishing Hut - Manoir de Malvoisine

I was up early, at 5:30am, and made my way to the rod room where I retrieved my gear and walked across to the river. It was not long before I spotted my first trout - hard against the bank, with me high above him with very little casting room. So I made a short flick with a tiny French nymph attached and was into a strong fish straight away. There was no way I could land him on such a high bank with trees on both sides. And to add to the challenge, I was wearing only a pair of Wellington boots. I don't know what possessed me, but I leapt into the river and was up to my chest in water, finally landing the fish against the far bank. This trout was close to 2½ lb, so I was a very happy fisherman. Also a very wet one.

Not long after this I came to a deep pool with an old stone bridge over it. Just below the bridge I spotted the head of a trout in some weed beds. He lifted his head every now and again and rose to the odd insect drifting past. I cast out a small Adams and caught this fish - a superbly marked golden brown of about 1½ lb. At this point I was happy to call it a morning.

In the afternoon I made my way into Rouen to explore and sightsee. It is a town which is rich in history. I returned to the Manoir in time for the evening rise (at about 5pm) and there were plenty of rises so I was able to land a few more before dinner. Adrian and Heydey cooked a barbecue on an island in the river where we enjoyed wine, beer, black pudding and lamb chops. I even managed to land two more trout while dinner was being prepared. Darkness set in so we made our way back to the Manoir. The Andelle was a wonderful highlight in my fishing life and I'll be dreaming of my days there for a long time, I'm sure.

Adrian told me about a fly fishing shop in Paris that might stock the Andelle fly, so I made my way back to Paris, and after much confusion with the map, finally stumbled across La Maison de la Mouche - which translates to 'The House of the Fly'. Alain and Naomi, the proprietors, spoke of the fly's origin and its creator, but told me that it hadn't been sold for a number of years. However they gave me an original picture and the materials to tie it. I purchased some other gear and flies to take home. Whilst in the shop I met some very friendly and sociable French fly fishermen, who smiled when I mentioned that I had been on the Andelle. It was obvious that this river holds many happy memories for many fishermen. While I was in the shop I met Dominique Lucas, who worked for 20 years as a cane rod builder with Pezon and Michel. After Pezon closed he started his own business, manufacturing cane rods. I bought one of his rods - it is the loveliest cane rod I have ever laid eyes on - 6 ½ foot, 4 weight. My wallet was almost dry, so after shopping for a few more momentos I made my way, rather laden, back to the hotel.

(Bernard provided the website address for the Manoir de Malvoisine. To have a glimpse at Bernard's fishing accommodation in France, check www.chalkstream.net - it is worth the look!)





WINTER CASTING

Has Now Started

Please come and share a coffee and some entertaining and instructive time. Malcolm is well on the way to recovery, and may well make an appearance in coming weeks. In the meantime, Joe Haslauer has stepped in and has everything organized. So come along,

and enjoy casting a line or two. Some people come from Tasmania!

Newer members should take this opportunity to meet other members and to improve their casting techniques. It also provides a chance to try other members' gear.

Be at the Red Tag Pool, Fairfield

**SUNDAYS
BETWEEN 9AM AND 12 NOON**



VFFA 2010 Tasmanian Trip Bookings

The VFFA crew will be going back to Tasmania in February next year.

Hamish Hughes has booked Hayes on Brumbies in Cressy from Saturday February 20 to Friday February 26.

Already Hamish has many acceptances, so if you wish to join in send him an email at hthughes@bigpond.net.au or contact him on 0418 108 686.

Please note Hamish will driving through outback Queensland over June and July so he may take some time to acknowledge your message.



SPECIAL OFFER

COLUMBIA SHIRTS/LOGO
\$70.00 each

POLARFLEECE JACKETS/LOGO
\$40.00 each

POLARFLEECE SLEEVELESS VEST/LOGO
\$35.00 each

To order a shirt or two contact
Hugh Maltby on Work: 9455 9000
Mobile: 0400 887 065

UK Update

The summer season started with high temperatures and low water in many of the spate rivers of the north. Fly hatches moved from the afternoon into the late evening so any chance of consistent rising fish would be around 9.00 p.m. The lower than normal waters required us to extend out leaders out to 12 ft plus and go as low as 7x (2.6lb) in the tip if we were to have any chance. Spider patterns worked extremely well and I still reckon that we should be using them a lot more in Australia. The trick is how you fish them (article for September newsletter to follow). I have had great success on a parachute fly which I have adapted from Kite's Imperials - over 100 fish on it in a 4-week period. It is being featured by Mick Hall in a magazine at Christmas. Don Urquhart has a few of these to try in Tasmania.

Then it all went pear shaped, as it has for the past 3 seasons. The weather became unpredictable and we were lashed with high winds and torrential rain. The rivers went in to spate. The Eden, in Cumbria, rose 13 feet in it's headwaters inside of 24 hours, settled down again within 48 and then rose another 5 feet as the second front came through. Fishing became a 'cat and mouse game'.

Still we were able to get some fish. An average day at the beginning of the month was 15 fish and at the end of the month half of that. Size has been consistent at around 2lbs.

Next month I am fishing the Clyde River in Scotland and in October the Test and Itchen for Grayling. So reports will feature some of that fishing.

Cheers,

Philip

Urgent Notice - New Zealand Trip - November 2009



Notice to members who would like to participate in this fabulous trip:

There have been some last minute cancellations, so if you wish to be part of one of the Association's feature trips to some of the best trout streams in the Southern Hemisphere, contact Rick asap on 0401 963 601 to register your interest.

Angling Art

This year's VFFA Art Show was cancelled, but Paul Squires was keen to let us know that there is another exhibition of art associated with angling pursuits coming up in August. Commencing on August 5 through to August 24 there will be an exhibition of art associated with fishing and hunting at the Adam Galleries, level 1, 105 Queen Street (Corner Queen & Little Collins Streets).

More than 50 works will be on display, including paintings by Pieter Zaadstra, who is well known to VFFA members. Some early cane rods and signed books will also be included in the exhibition. For those seeking further information, please contact Noel Scott on Ph: 9642 8677



Joseland Society

NOTICE OF 2009 ANNUAL GENERAL MEETING

The 2009 AGM of the Joseland Society (Inc) will be held in the Lincoln Room, Manor Best Western, 669 Maroondah Highway, Mitcham, on Saturday, August 22, at 6:00 pm.

The AGM will be followed by a Book Auction and dinner, and VFFA members and visitors are welcome

If you will be attending an RSVP is essential

RSVP by August 16 - Telephone Leigh Baragawanath on 0407 517 266

5:00 PM viewing, 7:00 PM auction.

Dinner: Choice of 2 mains on menu and dessert.

The function room has been booked with round tables seating 8 to 10 people. Payment will be direct to the restaurant on a per couple basis. Dinner orders at 7:30pm sharp, Cost \$40 per head.

VFFA OPENING WEEKEND

Saturday 24th & Sunday 25th October, 2009

Ray Butterworth's 'Tranquil Rises'

65 Collins Road, Flowerdale

(RACV VicRoads Country Street Directory – Map 61 F7)

Collins Road is just past Long Gully Road (marked on the map), and is the last road on the right before the main road makes a right turn into the Whittlesea – Yea Road.

Ray's mobile number is 0418 525 445 for those who find themselves lost.



\$25 per night

Convenor: Richard Kos


Please contact Richard on

Home: 9744 2375 or Mob: 0430 091 300

Don't miss this magnificent weekend

Angling and Outdoors Books For Sale

Many members will recall those magnificent Annual Calendars produced by Bryan and Nancy Tichborne, featuring Nancy's wonderful watercolour images of New Zealand lakes and rivers, and the flies that were used to catch trout at these lakes and rivers.



Nancy and Bryan have very kindly given permission for the VFFA to use these watercolour images free of charge in our newsletter, and some of these image are included in this issue.

In return, Bryan has asked if we would carry the following notice on the sale of some of his books:

Angling & outdoors books for sale - range of titles including some first & signed editions. Can quote including postage to Australia. Contact Bryan Tichborne (New Zealand) by email for details & prices: tichborne@watercolours.co.nz

Salmon Fishing in Russia

Harry Robertson is a good friend of Paul Squires. In June of this year he fished for salmon in the Ponoï River in Russia. He sent the following account to Paul, and Paul has passed it on. It gives a fascinating and very comprehensive account of some fly fishing that not too many of us will ever experience.

Ponoï River Trip, June 20 to 28, 2009

I recently returned from a trip targeting salmon in the Kola Peninsula of Russia. While making preparations for the trip, I could not help but think of past attempts to catch salmon over the years. I have travelled to the legendary rivers of New Brunswick and Labrador, where I cast for hours with modest success while enjoying the scenery. The few fish that I landed in these past ventures were Grilse, which required hours of casting, and takes substantially outnumbered by refusals.

I certainly hoped the choice of dates selected by the Ponoï River Company were correct – I should be arriving when early season runs would be assured. I was also told to expect opportunities to use the technique of skating dry flies and lightly-dressed tube flies – all in all, an inviting scenario to hopefully dismiss my feeling that salmon fishing is a masochistic exercise, in pretty places, with numbers not being at all important.

Two of my fishing friends joined me on the trip: Neal Rose and Franz Mayr. We have travelled together on many other adventures, and all hoped the hype and excitement of this interesting new country would make the rigors and expense of the air travel and the trip worth the effort.

The first leg of the trip was a mid-morning flight from Virginia to New York's JFK airport. Later in the afternoon we boarded an overnight flight to Helsinki, Finland, where we were met by a transfer agent and ushered to a small van. After a brief trip to the inner city, we checked in at one of Helsinki's premier hotels. We met others from several continents who were also travelling to the Ponoï. I was absolutely delighted to find that some of these anglers were returning for the tenth time, for the same week and the same camp. What a recommendation! We felt much more comfortable about our choice of location and the time for the visit. The following morning we boarded the van, returned to the airport, and were soon on our way.

Our outfitter had warned us of a possible agonizingly slow customs process and its expected delay when we arrived. However it turned out to be not as bad as we had been lead to believe. The moment we cleared customs we were met by a transfer agent, and we all took refuge in a small salon where drinks and snacks were offered. A somewhat expensive bill for these refreshments was delivered prior to our leaving to board the helicopter for the last leg of the journey.

The large helicopter for the final routing was loud and outfitted for military use – but this particular machine had cushions on the bench seats. Shuddering and yawing, we were off to land half an hour later for a fuel stop, where we made an obligatory exit to waiting hordes of mosquitoes. Soon we were on our way for the final hour's flight to the Ryabaga Camp.

Arrival at the camp – what a pleasant surprise! The camp manager, his assistant, and guides – all with genuine smiles loaded us into ATVs for the trip to the tent camp. There were 12 tents sprinkled very artistically 30 to 50 feet apart with narrow, rock-lined paths curling in and out between the tents. Each tent accommodated two anglers. Inside the zippered flap were two single

beds with sleeping bags containing removable liners, a set of shelves, large terrycloth bathrobes, coat hangers, and a bookshelf. A woodstove was readied for use as needed. If the weather overnight reached a low of 5 centigrade, a camp hand would enter and light the stove prior to your getting up. The pristinely-clean shower building provided hot water 24 hours a day and was located conveniently near the sleeping tents. There was also an available spa and massage service. Twenty-four hour use of a satellite phone was provided at a modest rate as was a wireless internet laptop at no charge.

Meals were served at a banquet-styled table that would accommodate a full camp of twenty. The table was pre-set with bottles of Vodka which were immediately replaced when empty. (Some found this a bit too tempting and convenient, lingering and becoming louder as the cocktail hour progressed – and continued long after dinner in some instances). The inventory included beer on tap, which I found very mild and tasty, plus a satisfactory selection of the hard stuff.



Now for the fishing. As you have undoubtedly gathered, I was in love with the place already. While I am not driven to marathon fishing anywhere, I rather prefer – in my seventh decade – to enjoy the fishing as I choose. From the first day of arrival, there was a schedule of your guide’s name for each of the following six days and the “beat” you were to fish. Some required the use of a Hovercraft

for an hour’s trip downstream, and some could be seen from the bank at the camp. There is a home pool within an easy walk where people fished well into the night. (At this distance from the Artic Circle, it is never dark this time of year.) Though many fish were caught at the pool, I never fished it. It was rested during the day and could only be fished before breakfast and after dinner.

Don’t confuse the “beat” of our eleven available pools with the 100 meters you would be assigned in Scotland. Each was several miles long, with far too many points and riffles to fish on your assigned day. I’m sure it occurred, but I cannot remember a single stop that did not produce a boil, rise, or take. Some fishers landed very high numbers, but I suspect other counts were embellished by those who, as in every camp it seems, need to be “top rod.”

Each morning your guide for the day would come to your tent, gather your boat bag and rods from the provided rod rack, and give you the choice of the ATV ride or the quarter-mile walk to the dock area. After loading the boat, you were instructed to sit on the floor until invited by the guide to rise. Throughout the week, all gear, boats, motors, and safety equipment were maintained in fine working order and cleanliness. Lunch consisted each day of fresh cold-cut meats and breads, with varied assorted vegetables and condiments, and a beverage of your choice. There were tents outfitted with camp stoves strategically located at each “beat” in case of inclement

weather. Coffee, tea, and bottled water were available at any time.

Upon arrival at the “beat,” the guide would stop the boat, hasten to the bow, and drop a fifty-pound anchor. Coiled in the front of the boat was a 100’ of stout anchor rope. My partner and I took turns in the stern casting to likely seams in this heavy, roily river. The guide recommended fly swings in the current that salmon seem to prefer as he played out the rope a few feet when we finished fan-casting his suggestion. I enjoyed the introduction to the Spey rod and did o.k. with it, but not as well as my partner, who relentlessly practiced the very different approaches offered each day by the guides. There were few pools that required casts beyond which a decent mechanic, on a single-handed rod, could fish effectively. Landed fish were skilfully released moments after extraction of the de-barbed hook. These guides were very conscientious and well-trained in handling fish – some of the best I have ever observed.

When a strike was felt, one was chastised severely for doing ANYTHING. Rather, one was advised to wait until the rod dipped from the weight of the fish and then lifted slowly. This worked like a charm but required a bit of a learning curve for us trout fishermen. The lodge had Spey rods in every boat for use on a “you break it/you pay for it” basis. There is a fly shop in the dining tent with ANYTHING that might be needed. The shop administers their breakage policy and sales of gear and essential clothing. The real shocker – they will let you borrow waders and rods, so if you buy a few flies and leaders, you are in business!!! As far as I know, the flies the guides sometime provided in the boat were their own ties and were free, and they each carried twenty-pound tippet material to be used as needed. When I return, I shall pack quite differently and forget the careful prior warning received about overweight charges!



On the last morning, we settled our accounts and went to breakfast. As requested, our packed luggage had been left in front of our tents, and we found it loaded when we boarded the helicopter. Everything about the return trip – from efficient transfer agents, the hotel stay in Helsinki, the next day’s transfer and departure to NYC – for us three was seamless and in keeping with the entire experience.

The good: superb travel arrangements, food, accommodations, guides, fishing, and service at all mentioned venues. All arrangements, to the finest detail, were handled by Frontiers International Travel. I have worked with this company for years and have never experienced the slightest problem with any of their trips. During the week, the group of anglers collectively landed the following: Total fish = 733 landed by the eighteen rods (an average of just on 40 fish each!). Of these 365 were Grilse. The largest fish taken was 21 lbs.

Would I return? In less than a heartbeat - same week, same companions; wouldn’t change a thing. Want to put a good taste in your mouth about salmon fishing? Go to my Web site, www.hanoverfly.com, and with Frontiers’ incomparable assistance, we will fashion for you the trip of a lifetime!

Ants In Autumn

Over many years past I fished a large number of Victoria's waterways, mostly rivers, whilst always referring back to the books available at the time. Lance Wedlick was an angler I followed when it came to streams in close proximity to the eastern suburbs of Melbourne (I met him when I was in the process of establishing the Yarra Valley Fly Fishers, but that's a story for another time.) His books gave me an insight into stream fishing as it used to be in years gone by, and I followed his words religiously. Then a book came onto the market – I found it in the Technical Book Shop in Elizabeth Street, Melbourne – written by David Scholes and titled *Fly Fisher in Tasmania*.

This became my bible. I followed its teachings to the letter where possible and utilized the readily given advice almost word for word. However, in looking back, ants were an issue on which no serious information was ever really proffered to younger anglers, although a few theories were advanced over an extended period of time. Thus ants (as trout food) became something of a non-event to me in later years. They would often appear in late summer on those still, windless warm days and if one was lucky to happen upon such an event, an angler might perhaps just take one or maybe two fish on a small dry fly of some description. A small Red Tag might occasionally cause a feeding trout to change his diet for just a moment, or very occasionally some tiny winged fly might bring about the downfall of a feeder. But generally the angler would bid the offending fish a brief "g'day" and move on. Then there was always the matter of drag – invariably ant feeders would take up station in a small run which funnelled the ants into one constant line of food – good for the trout but a nightmare for the angler, as any fly offering would almost immediately drag, thereby putting the fish down instantly.

Also, fly size was an issue. I recall one afternoon on the lower Macquarie when I tied on a very small black ant, size 24, which had been tied and given to me by a friend from Melbourne. It sat like a large black 'blob' on the water and it was obvious it was much too big to match the prevalent ants so readily being feasted upon. I was then still under the assumption that a dry fly was necessary to catch these fish feeding upon ants floating in the surface film.

So, with all of the problems associated with ant-feeders, where do we go? Is there any answer that can be applied to this period of some two or three months during autumn – particularly for those of us whose sole focus is the creeks and streams of Tasmania – that may help achieve satisfactory results to one of the most perplexing periods of our fishing season?

I now wish to share with you incidents from a recent late March afternoon on a small creek close to Cressy in Tasmania's northern midlands. Picture the warmth of the westering sun on a still, sunny, windless afternoon, as shadows from nearby trees created ever-growing patches of deep shade over the pools and runs; and the subtle smell of dry grass filling the air and the noisy chatter of a flock of green rosellas, busy feeding in nearby hawthorn thickets. And what of the creek, flowing low and clear through the grassy paddock with no

STILL ONE EXTRA PAGE OF TEXT FOR THIS ARTICLE

The October Flyfishing Conclave

The Melbourne Conclave will be held at Cammeray Waters, Woodend, on October 3 & 4.

Tutors attending include Peter Morse, Peter Hayes, Mick Hall, Matthew Howell, Simon Zarifeh, Mick Kaksa, Nick Taransky, Muz Wilson, Sean Ash, Bintoro, Andrew Connell and Brian Aherne.

As Peter Hayes says: "I have assembled tutors that I call '*THE BEST OF THE BEST*' from all over Australia to deliver a variety of exciting and informative workshop programs for you to participate in. There is an equal emphasis on fresh and saltwater fishing. Join us and fast track your skills on these entertaining fun weekends. I guarantee you won't be disappointed. I guarantee these two days will change your fly fishing destiny!"

Enjoy the camaraderie of like minded fly fishers and forge lifelong friendships with those that I consider fly fishing's 'Best of the Best'.

Workshops include the following: all levels of fly casting tuition, fresh and saltwater fly tying, fly fishing, cane rod casting, two handed Spey casting, angling entomology, children's learn to fly fish programs and fishing photography classes are amongst some on offer. Joint discussions and demonstrations on many important aspects of fly fishing and casting are part of the weekend. In addition to the workshops you can fish at these venue too.

The events starts at 9 a.m. each morning and conclude at 5:30 p.m. During each day there are a variety of two x 2 hour workshop programs of your choice to attend. Included each day are two x 1 hour group discussions/demonstrations and tutorials on topics that your Instructors consider of vital importance for all fly fishers.

Lunch, morning and afternoon tea is provided. Ideally participants will attend the weekend as a '*Live In*' guest. Alternatively you may come for the day on Saturday or Sunday or both.

Flyfishers under 16 years of age may attend at ½ price. A separate dinner ticket is available for those wishing to stay on after the Saturday classes and enjoy the Fly Fishing Forum dinner event with the tutors.

Bookings are absolutely essential and can only be booked online at www.peterhayesflyfishing.com

To find out more, or book online visit: www.peterhayesflyfishing.com

Venue : Cammeray Waters Convention Centre, Taylors Road, Woodend.

Visit: www.cammeraywaters.com.au for direction on how to get there.

FLY OF THE MONTH

The Beady Ostrich Nymph



This month's Fly of the Month comes from Tony Dell in Tasmania. Tony has prepared a pdf file entitled "A Basic Tasmanian Fly Box", which is a free download from the FlyLife magazine site. Tony says: "This selection is a very personal one, specifically aimed at Tasmania from the perspective of one who fishes the lakes more than the rivers and who, more often than not, fishes from a boat. It was also clear that any collection had to be able to cover a range of circumstances met on the water during the course of the season and, if possible, contain flies that could be pressed into service to cover more than one role. The selection aims at that sort of flexibility. The collection is literally that: a collection of short notes I prepared for, and which were published in, the Tasmanian Fly Tyers Club Newsletter *The Vice*, from 2002 to 2006. I trust some fly tiers and anglers will find the selection of interest."

When contacted, Tony had no hesitation in inviting us to use some of the patterns from his collection in our newsletter. Our sincere thanks to Tony.

Here are the notes and tying details for the Beady Ostrich Nymph:

Most Tasmanian mayfly nymphs are of dark colouration, ranging from medium red-brown or olive-brown to a very dark almost black-brown. There are also some lighter

olive shades of nymphs. In general, Tasmanian anglers would favour darker nymph imitations usually in hook sizes 12 and 14, but with the odd 16 and 10 to cover a range of eventualities. Usually the favoured nymph would be tied either weighted, unweighted or, more recently, with a foam thorax cover so the nymph will float in the surface film to approximate the early stage of emergence. Likewise some anglers will tie unweighted nymphs with exaggerated thoraxes to act as a trigger to trout looking for ascending nymphs in the prelude to a hatch.

With such a range of patterns to choose from how do you make a recommendation of a single nymph pattern for a basic Tasmanian fly box? I have opted for a general evocative pattern which in its usual form has some weight in it but which can be tied unweighted and which can be fished as either a normal nymph pattern from lake shore or river bank but also from a boat as part of a loch-style team. The particular fly is called the 'Beady Ostrich' or BO nymph and comes from the bench of Hobart angler Robert Gott. Its story is outlined by Rob below:

The Beady Ostrich Nymph

“This fly was developed three years ago as a deep water nymph pattern for use when searching from a boat during the mayfly period on Arthurs. It is fairly unpropitious in appearance but I have been thrilled by its consistent results. It has proven successful in Arthurs, Penstock and Little Pine.

I fish it on the point of a team of three flies on a 15 foot level 6 lb fluorocarbon leader attached to either a Cortland coloured or clear intermediate line. Line selection is dependent upon the drifting speed of the boat and the depth of water being fished. Heave it out over the weed beds in six to nine feet of water; let it sink and retrieve DEAD SLOW figure of eight.

Takes vary from almost undetectable pressure on calm bright days to hearty tugs when the fish are on the go and conditions are overcast with a good ripple. When things are really tough in calmish conditions I tend to watch the loop that forms from the tip of the rod held 20 cm above the water during the period that the intermediate line sinks below the surface. If that loop straightens at all, I strike.

Once all the line has sunk below the surface, the rod tip is placed in the water directly in touch with the fly line so that the takes are felt. If there is a good breeze blowing and the boat is drifting quickly I detect takes by feel (with the rod tip in the water in touch with the line) immediately the fly line hits the water.

I retrieve the line directly in my retrieving hand to increase feel. Takes mainly occur on the drop, at the start of the retrieve and as the flies start to move upwards at the end of the retrieve. Not much seems to happen during the retrieve. Pausing before lifting to recast the flies will elicit a take every now and again too.

It is dead easy to tie. Who knows why the fish like it. I think it has something to do with its slim profile, colour, the mobility of the ostrich herl fibres and the muted sparkle of the thorax. Your guess is as good as mine. In the end it doesn't matter. What I do know is that I have a fly in which I have supreme confidence and that is what really counts.”

Tying Notes

Hook: Black Magic 2x long shank size14
Thread: #6/0 black
Tail: Natural grey ostrich herl with long barbules
Abdomen: Natural grey ostrich herl with long barbules
Rib: Copper pot-scrubber wire
Thorax: 2 small mauve coloured glass beads
Wing case: Approximately 6 or so strands of peacock herl

1. Thread two glass beads onto the hook shank, then place the hook in the vice.
2. Whip the hook shank with black tying thread, commencing from behind the glass bead furthest from the eye back to the bend.
3. Tie in four strands of ostrich herl at the bend of the hook. Leave the tips of the herl protruding 3 – 4 mm to form a 'tail' (gills).
4. Tie in the end of the copper pot-scrubber wire.
5. Twist the ostrich herl to form a rope. Then bind the hook shank with this rope so that it covers the shank from immediately above the point of the hook forward to behind the glass bead. Tie off the herl and leave the excess.
6. Wrap 3 or 4 turns of the copper wire over the ostrich herl body and tie it off behind the glass bead.
7. Tie in the slips of peacock herl to form the wing case.
8. Whip finish behind glass bead and cut the thread.
9. Whip the thread onto the hook between the forward bead and the eye.
10. Take the remains of the ostrich herl and reform rope. Wrap the ostrich herl rope tightly to cover the whipped thread behind the bead furthest from the eye.
11. While holding the ostrich herl rope in place, pull the peacock herl slips forward, trapping the ostrich herl rope behind the bead and tie off the peacock herl at the eye of the hook to form a wing case.
12. Trim the remaining peacock herl, whip finish and varnish the thread if you choose.
13. Use scissors to trim the remains of the ostrich herl rope flush with the bead and wing case.



LIBRARY NEWS

All members should remember that the Mick Martin Memorial Library is one of the most extensive collections of fly-fishing literature in Australia. It is valuable in its own right but is a great asset to members wishing to expand their knowledge or who simply enjoy sitting by the fireside and vicariously enjoying the exploits of others. In addition, the library boasts a number of videos on trout fishing. Our librarian Marty Rogers will be available prior to each general meeting to assist members wishing to borrow books or videos.

The library is divided into three parts.

Part 1 Books available for loaning to members.

Part 2 Books available for reference only and not to be taken from the library.

Part 3 Books bequeathed to the Association and not to be taken from the cabinet.

OVERDUE BOOKS

Our librarian reports that a number of members have failed to return library books on time. Could all those book loving members who have failed to return books promptly do so.

V.F.F.A. ITEMS FOR SALE

The Association has the following quality items for sale:

Book "Geehi to Great Lake"	\$45.00 each
Columbia Shirts	\$70.00 each
Polarfleece jacket with VFFA logo	\$40.00 each
Association ties (blue or maroon)	\$35.00 each
Cloth badges.....	\$7.00 each
Diaries	\$2.00 each
<i>The Australian Trout by Jack Ritchie.....</i>	\$20.00
<i>(Special offer – buy one, get one free!)</i>	
V.F.F.A. car stickers	\$2.00 each

Members wishing to purchase any of these items should contact Hugh Maltby prior to the monthly General Meeting on telephone 9455 9017.

VALUED DONORS

The following made donations for the raffle at the 2008 Annual Dinner:

- Armadale Angler • Aussie Angler • Australian Fishing Network • Compleat Angler Box Hill • Compleat Fly Fisher Melbourne • Daniel Hackett, RiverFly, Tasmania • Fly Life Publications • J M Gillies • Lowes Furniture • Mayfly Tackle • Mick Hall www.kossiedun.com.au • Michael Steven's Publishing • Millbrook Lakes Lodge • Nick Taransky - Bamboo Rod Maker • Pro Angler Fishing Tackle • Ray Brown, Onkaparinga Flies & Cane Rods